



Brentwood

Contents

Report Parameters	1
Economy Overview	2
Demographics	4
Historic & Projected Trends	6
Population Characteristics	8
Industry Characteristics	9
Workforce Characteristics	15
In-Demand Skills	18

Report Parameters

1 Local Authority

E07000068 Brentwood

Class of Worker

Employees

The information in this report pertains to the chosen geographical area.

Economy Overview

78,970

Population (2020)

Population **grew by 2,567** over the last 5 years and is projected to **grow by 2,977** over the next 5 years.

34,898

Total Regional Employment

Jobs **decreased by 1,041** over the last 5 years but are projected to **grow by 843** over the next 5 years.

£30.0k

Avg. Wages Per Job (2020)

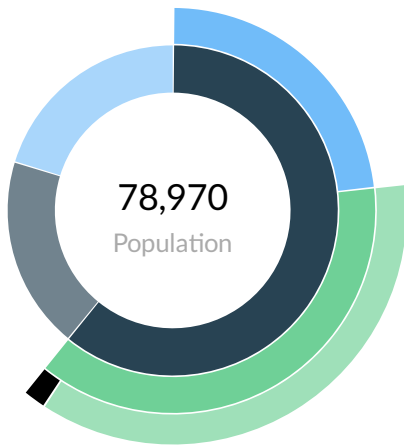
Regional average wages per job are **£294 below** the national average wages of £30.2k per job.

Takeaways

- As of 2020 the region's population **increased by 3.4%** since 2015, growing by 2,567. Population is expected to **increase by 3.8%** between 2020 and 2025, adding 2,977.
- From 2015 to 2020, jobs **declined by 2.9%** in Brentwood from 35,938 to **34,898**. This change **fell short of the national growth rate of 5.5% by 8.4%**.
- Concerning educational attainment, **35.4% of Brentwood residents possess a Degree or Equivalent and Above - SCQF L9** (3.1% above the national average), and **7.3% hold a Higher Education Below Degree Level - SCQF L7-8** (1.0% below the national average).
- The top three industries in 2020 are Construction of residential and non-residential buildings, Computer consultancy activities, and Primary education.

	Population (2020)	Jobs (2020)	GVA	Imports	Exports
Region	78,970	34,898	£2.18b	£4.40b	£3.69b
LEP - South East (revised) (2015)	4,311,328	1,625,951	£68.82b	£131.74b	£83.57b
Essex CC	1,504,035	592,661	£25.82b	£51.03b	£32.83b
Medway CC	286,286	94,855	£4.05b	£10.05b	£6.17b
Kent CC	1,591,871	622,672	£27.10b	£51.85b	£36.17b
East Sussex CC	567,059	185,366	£6.56b	£15.49b	£8.87b
Southend-on-Sea	185,757	63,999	£2.29b	£5.43b	£3.15b
Nation	67,233,643	31,121,359	£1.42t	£2.01t	£1.28t

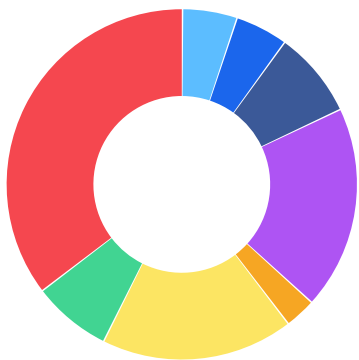
2020 Labour Force Breakdown



	Population
Total Working Age Population (16-64)	48,017
Not in Labour Force	18,267
Labour Force	29,750
Employed	28,473
Unemployed	1,277
Under 16	14,899
Over 64	16,054

Educational Attainment

Concerning educational attainment, **35.4% of Brentwood residents possess a Degree or Equivalent and Above - SCQF L9** (3.1% above the national average), and **7.3% hold a Higher Education Below Degree Level - SCQF L7-8** (1.0% below the national average).



	% of Population	Population
No Qualifications (NVQ)	5.0%	2,421
Other Qualifications (NVQ)	4.9%	2,335
NVQ 1 - SCQF L4	8.0%	3,840
NVQ 2 - SCQF L5	18.8%	9,011
Trade Apprenticeships	2.9%	1,379
NVQ 3 - SCQF L6	17.7%	8,519
Higher Education Below Degree Level - SCQF L7-8	7.3%	3,494
Degree or Equivalent and Above - SCQF L9	35.4%	17,017

Demographics

2020 Age Cohort Demographics



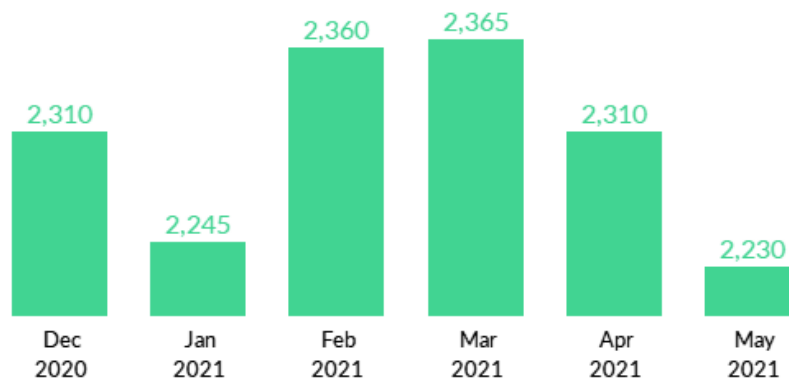
Age Cohort	2020 Population	2020 Percent
Under 16 years	14,899	18.9%
16 to 34 years	16,219	20.5%
35 to 54 years	21,484	27.2%
55 to 74 years	18,138	23.0%
75 years and over	8,230	10.4%

2020 Ethnicity Demographics



Ethnicity	2020 Population	2020 Percent
All Other Ethnicities	2,285	2.9%
Asian or Asian British: Other Asian	915	1.2%
Asian or Asian British: Indian	1,134	1.4%
Mixed: All Mixed	1,413	1.8%
White	73,223	92.7%

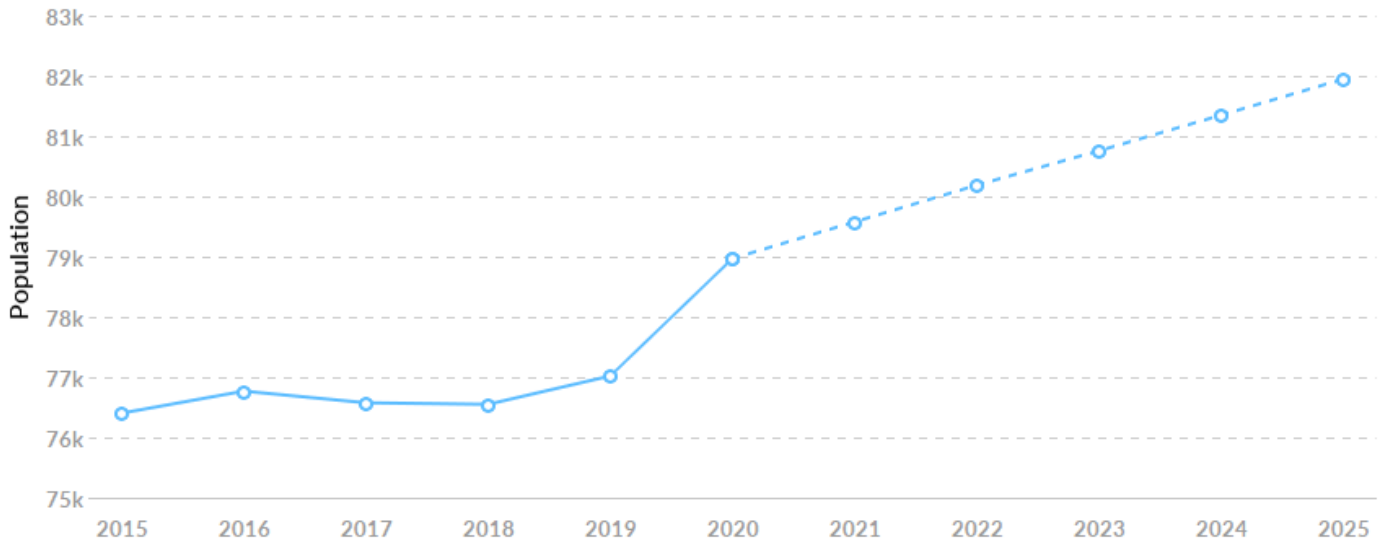
Full Claimant Counts



Historic & Projected Trends

Population Trends

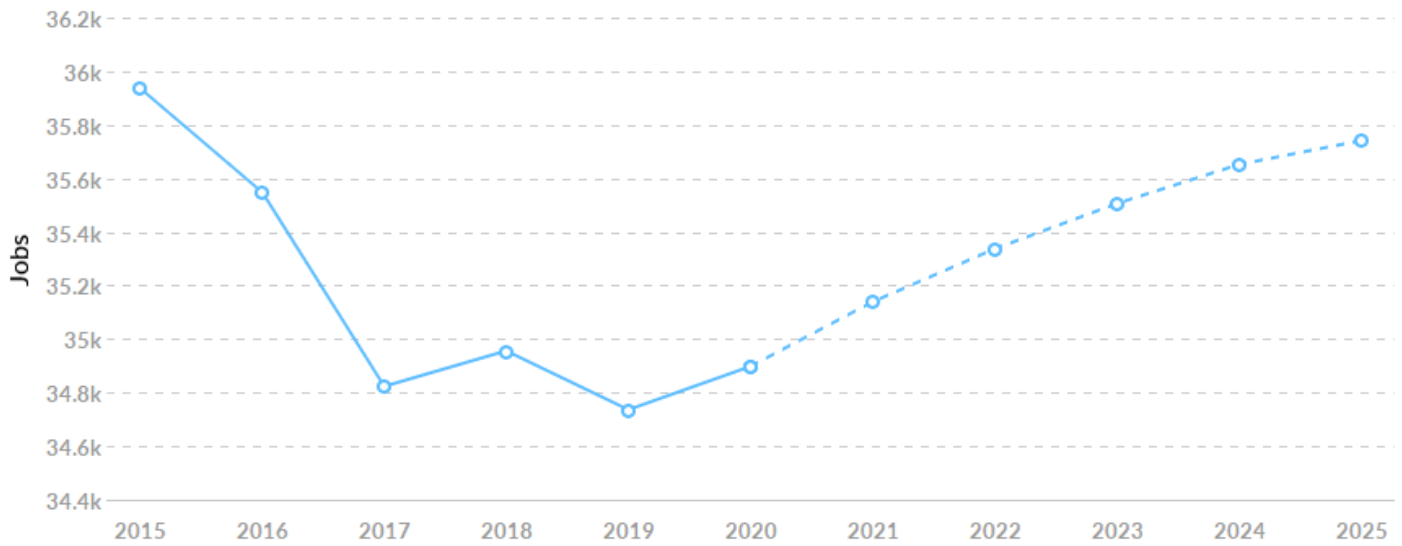
As of 2020 the region's population **increased by 3.4%** since 2015, growing by 2,567. Population is expected to **increase by 3.8%** between 2020 and 2025, adding 2,977.



Timeframe	Population
2015	76,403
2016	76,769
2017	76,575
2018	76,550
2019	77,021
2020	78,970
2021	79,578
2022	80,187
2023	80,758
2024	81,349
2025	81,948

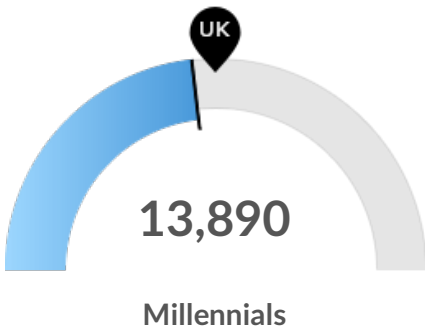
Job Trends

From 2015 to 2020, jobs declined by 2.9% in Brentwood from 35,938 to 34,898. This change fell short of the national growth rate of 5.5% by 8.4%.

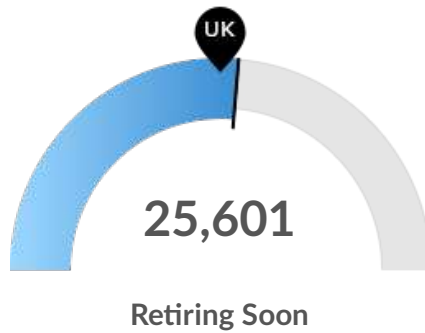


Timeframe	Jobs
2015	35,938
2016	35,549
2017	34,823
2018	34,956
2019	34,736
2020	34,898
2021	35,139
2022	35,337
2023	35,506
2024	35,652
2025	35,741

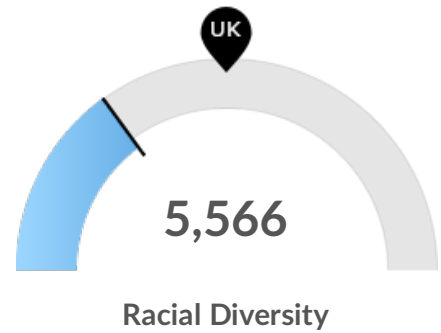
Population Characteristics



Brentwood has 13,890 millennials (ages 25-39). The national average for an area this size is 15,459.



Retirement risk is about average in Brentwood. The national average for an area this size is 23,679 people 55 or older, while there are 25,601 here.



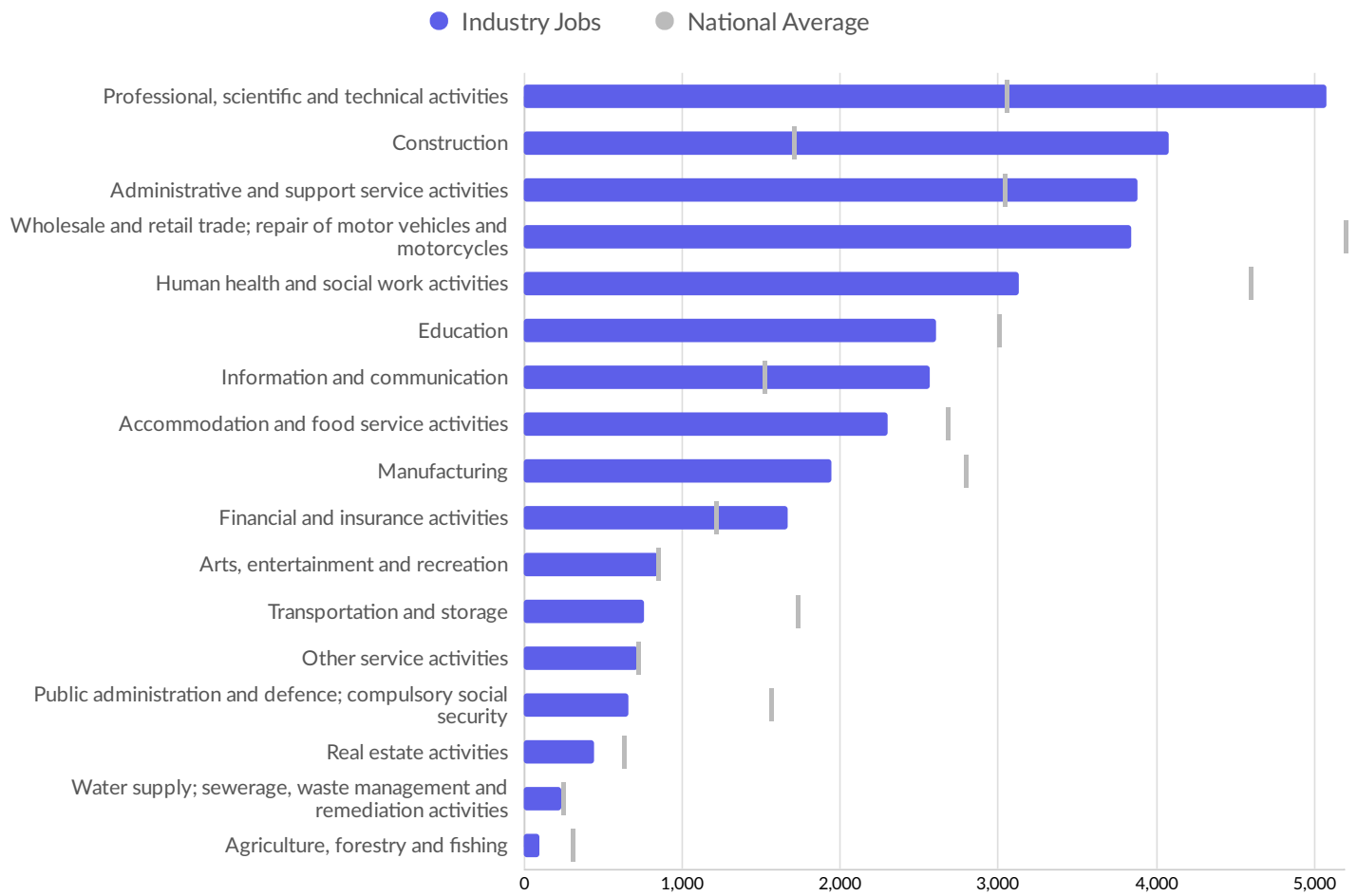
Racial diversity is low in Brentwood. The national average for an area this size is 10,812 racially diverse people, while there are 5,566 here.

Industry Characteristics

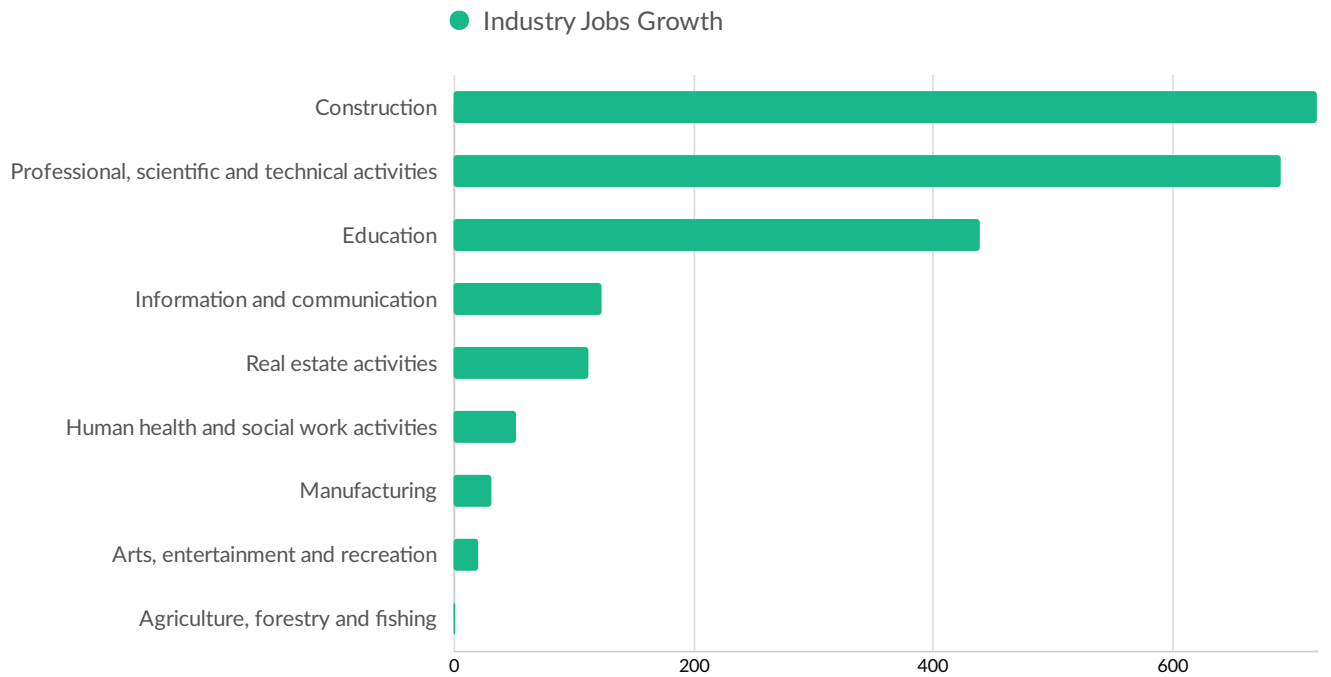
Industry Overview

Industry	Total Jobs	Avg. Wages Per Job (2020)	Industry LQ	% Job Change (2015 - 2020)	GVA (2018)	% of Total GVA
Research and experimental development on social sciences and humanities	830	£43,438	88.01	-18.54%	£31,214,024	1.43%
Photocopying, document preparation and other specialised office support activities	145	£25,702	11.79	-34.12%	£5,587,305	0.26%
Freshwater aquaculture	11	£44,862	9.73	-36.03%	£467,503	0.02%
Physical well-being activities	80	£12,794	6.72	6.90%	£2,459,587	0.11%
Manufacture of motor vehicles	547	£48,525	6.04	-35.35%	£41,977,402	1.93%
Floor and wall covering	97	£37,239	4.50	-26.29%	£9,591,429	0.44%
Renting and leasing of construction and civil engineering machinery and equipment	219	£43,514	4.40	64.50%	£8,026,609	0.37%
Manufacture of other products of wood; manufacture of articles of cork, straw and plaiting materials	30	£25,832	4.20	37.14%	£1,228,888	0.06%
Photographic activities	82	£20,544	4.15	276.44%	£1,053,432	0.05%
Construction of roads and motorways	226	£40,846	4.03	390.47%	£14,356,264	0.66%

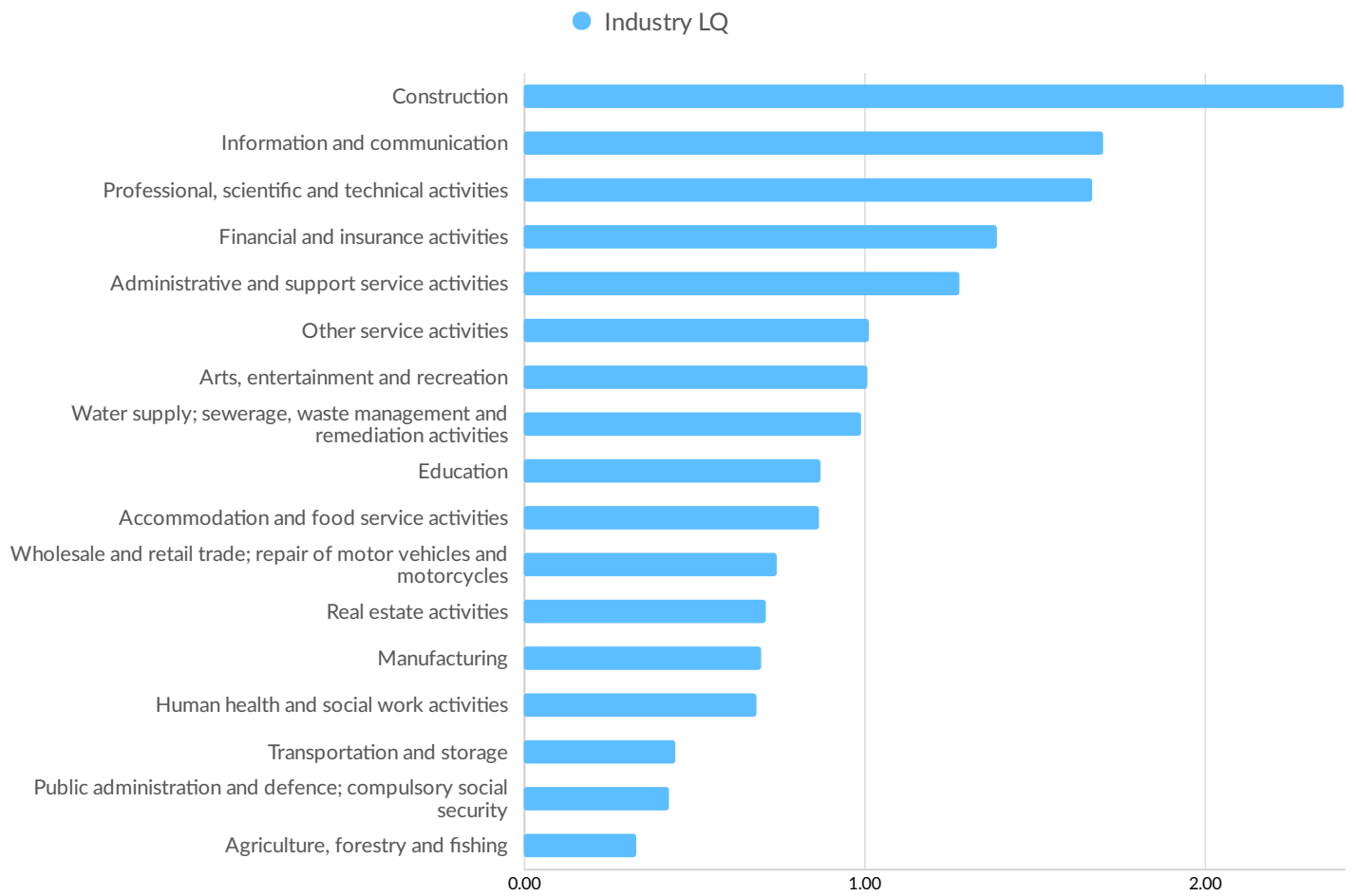
Largest Industries



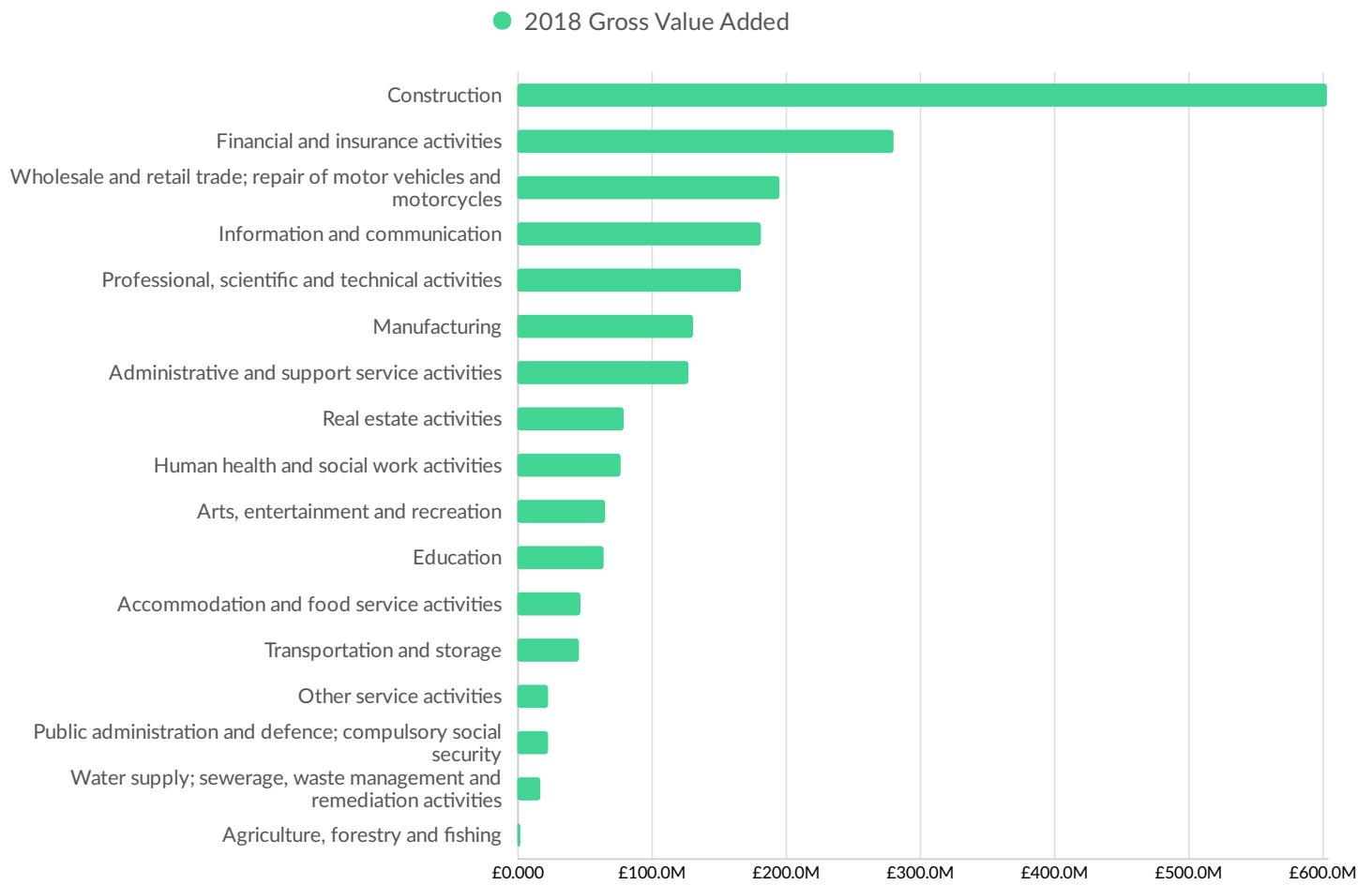
Top Growing Industries



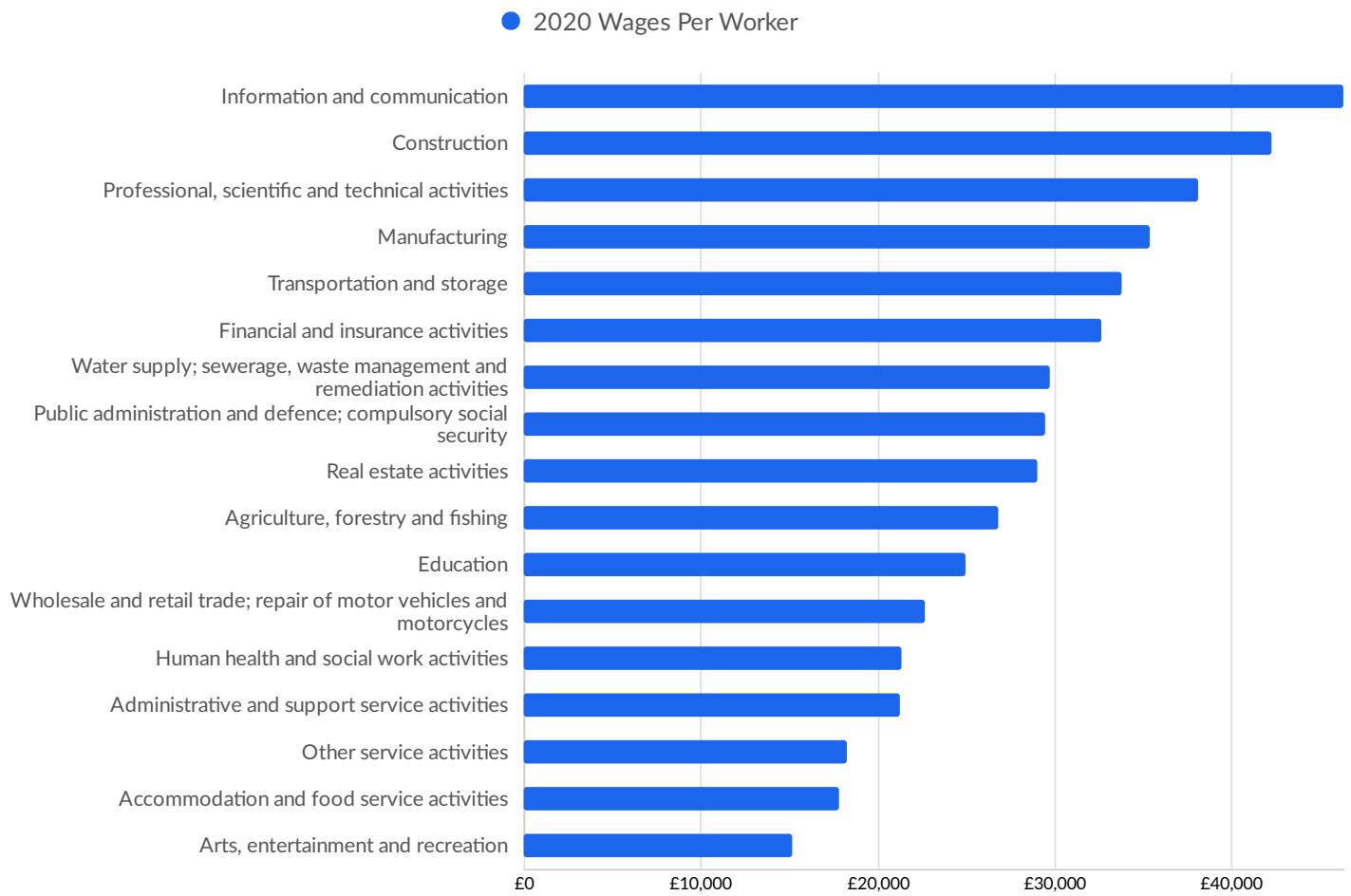
Top Industry LQ



Top Industry GVA

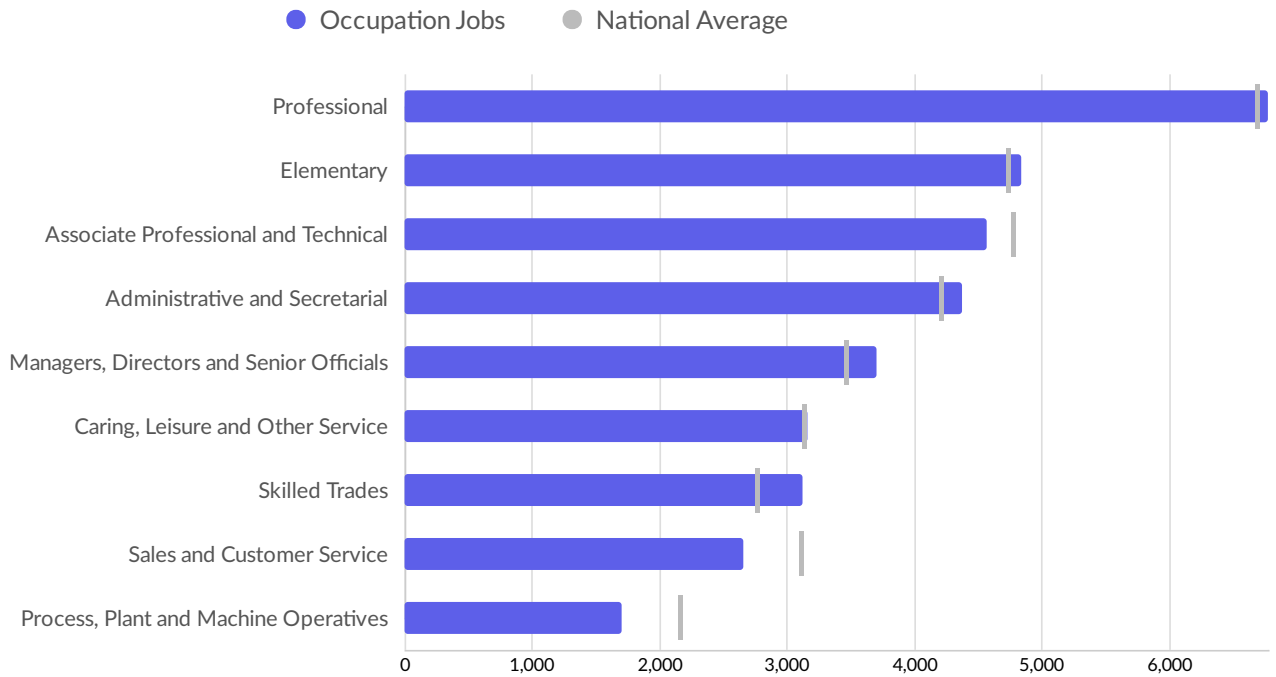


Top Industry Wages

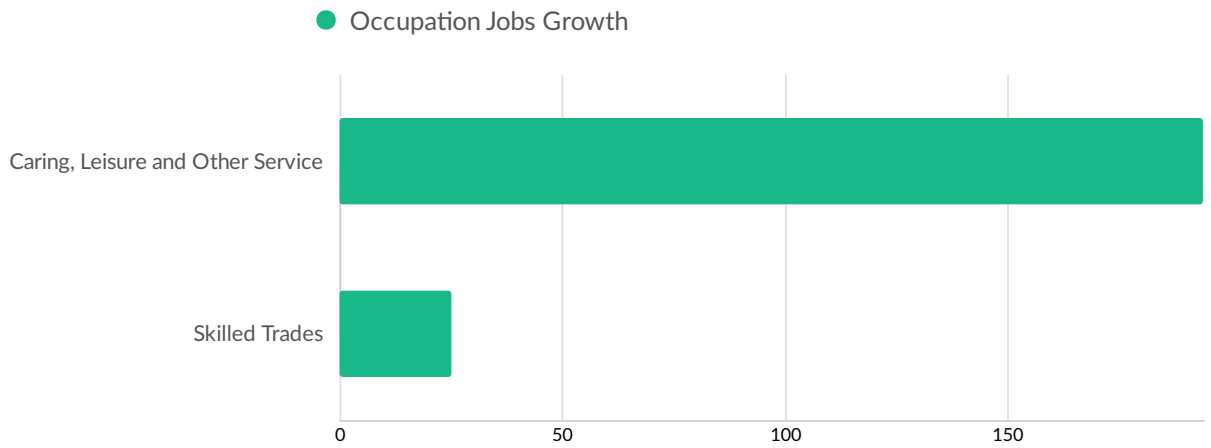


Workforce Characteristics

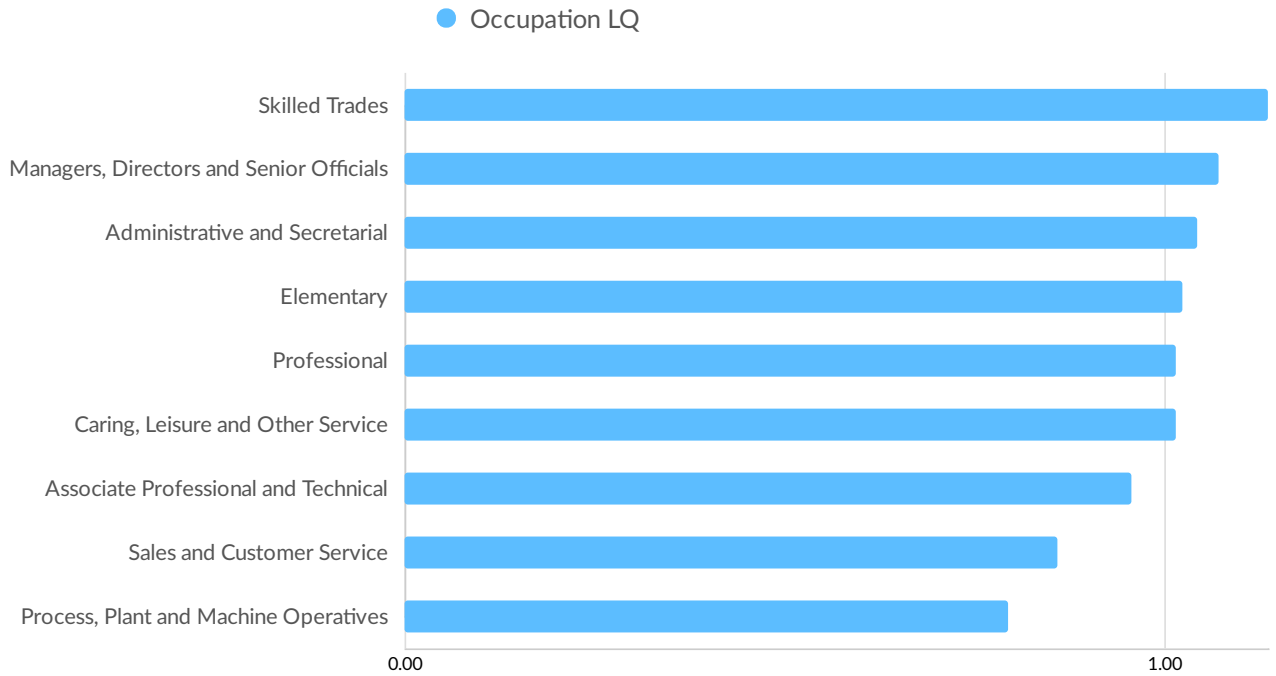
Largest Occupations



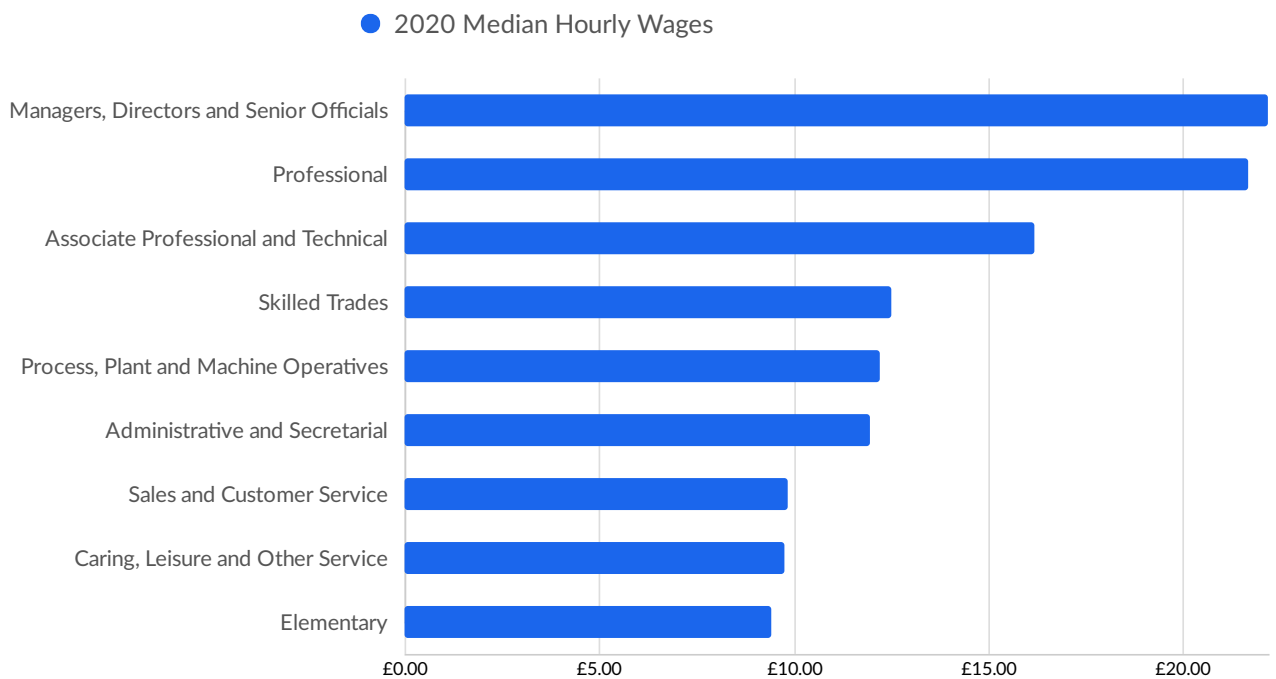
Top Growing Occupations



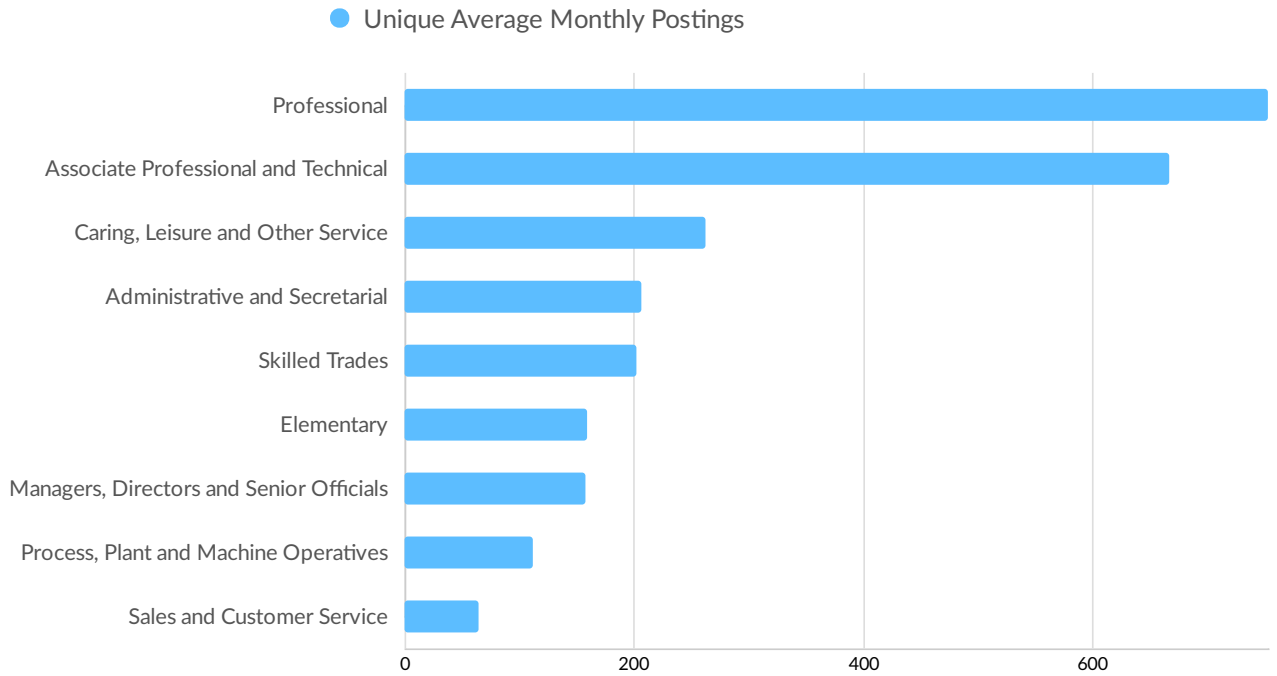
Top Occupation LQ



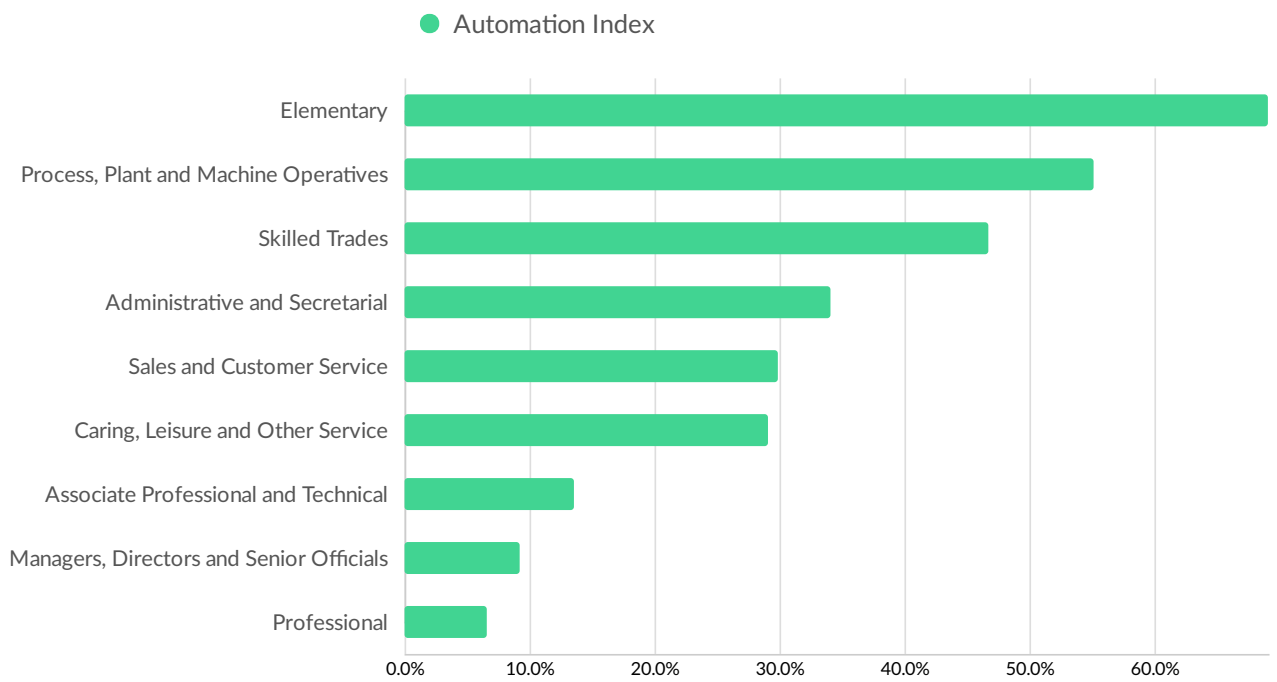
Top Occupation Wages



Top Posted Occupations



Automation Index



In-Demand Skills

