



Epping Forest

Contents

Report Parameters	1
Economy Overview	2
Demographics	4
Historic & Projected Trends	6
Population Characteristics	8
Industry Characteristics	9
Workforce Characteristics	15
In-Demand Skills	18

Report Parameters

1 Local Authority

E07000072 Epping Forest

Class of Worker

Employees

The information in this report pertains to the chosen geographical area.

Economy Overview

134,141

Population (2020)

Population **grew by 4,867** over the last 5 years and is projected to **grow by 5,296** over the next 5 years.

53,541

Total Regional Employment

Jobs **grew by 5,178** over the last 5 years and are projected to **grow by 1,955** over the next 5 years.

£27.1k

Avg. Wages Per Job (2020)

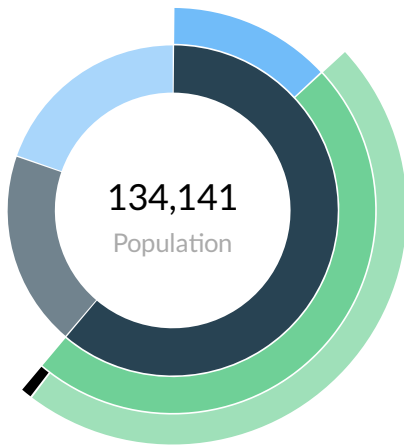
Regional average wages per job are **£3.1k below** the national average wages of £30.2k per job.

Takeaways

- As of 2020 the region's population **increased by 3.8%** since 2015, growing by 4,867. Population is expected to **increase by 3.9%** between 2020 and 2025, adding 5,296.
- From 2015 to 2020, jobs **increased by 10.7%** in Epping Forest from 48,363 to **53,541**. This change **outpaced the national growth rate of 5.5% by 5.2%**.
- Concerning educational attainment, **30.6% of Epping Forest residents possess a Degree or Equivalent and Above - SCQF L9** (1.7% below the national average), and **6.4% hold a Higher Education Below Degree Level - SCQF L7-8** (1.9% below the national average).
- The top three industries in 2020 are General cleaning of buildings, Primary education, and Restaurants and mobile food service activities.

	Population (2020)	Jobs (2020)	GVA	Imports	Exports
Region	134,141	53,541	£3.09b	£5.59b	£4.29b
LEP - South East (revised) (2015)	4,311,328	1,625,951	£68.82b	£131.74b	£83.57b
Essex CC	1,504,035	592,661	£25.82b	£51.03b	£32.83b
Medway CC	286,286	94,855	£4.05b	£10.05b	£6.17b
Kent CC	1,591,871	622,672	£27.10b	£51.85b	£36.17b
East Sussex CC	567,059	185,366	£6.56b	£15.49b	£8.87b
Southend-on-Sea	185,757	63,999	£2.29b	£5.43b	£3.15b
Nation	67,233,643	31,121,359	£1.42t	£2.01t	£1.28t

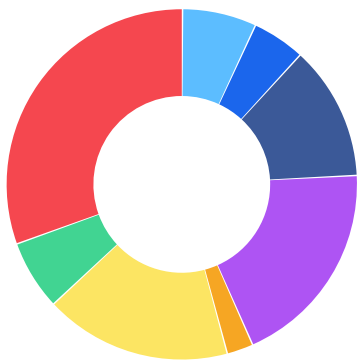
2020 Labour Force Breakdown



	Population
● Total Working Age Population (16-64)	81,984
● Not in Labour Force	17,478
● Labour Force	64,506
● Employed	63,350
● Unemployed	1,156
● Under 16	25,693
● Over 64	26,464

Educational Attainment

Concerning educational attainment, **30.6% of Epping Forest residents possess a Degree or Equivalent and Above - SCQF L9** (1.7% below the national average), and **6.4% hold a Higher Education Below Degree Level - SCQF L7-8** (1.9% below the national average).



	% of Population	Population
● No Qualifications (NVQ)	6.8%	5,606
● Other Qualifications (NVQ)	4.9%	4,006
● NVQ 1 - SCQF L4	12.4%	10,159
● NVQ 2 - SCQF L5	19.2%	15,733
● Trade Apprenticeships	2.4%	1,998
● NVQ 3 - SCQF L6	17.2%	14,134
● Higher Education Below Degree Level - SCQF L7-8	6.4%	5,273
● Degree or Equivalent and Above - SCQF L9	30.6%	25,075

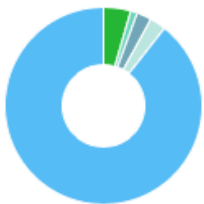
Demographics

2020 Age Cohort Demographics



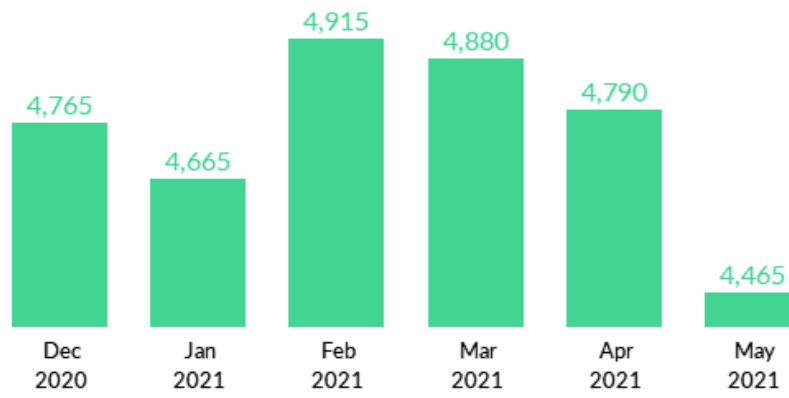
Age Cohort	2020 Population	2020 Percent
Under 16 years	25,693	19.2%
16 to 34 years	27,959	20.8%
35 to 54 years	36,618	27.3%
55 to 74 years	30,933	23.1%
75 years and over	12,938	9.6%

2020 Ethnicity Demographics



Ethnicity	2020 Population	2020 Percent
All Other Ethnicities	5,982	4.5%
Black or Black British: Black African	1,468	1.1%
Mixed: All Mixed	3,245	2.4%
Asian or Asian British: Indian	3,538	2.6%
White	119,908	89.4%

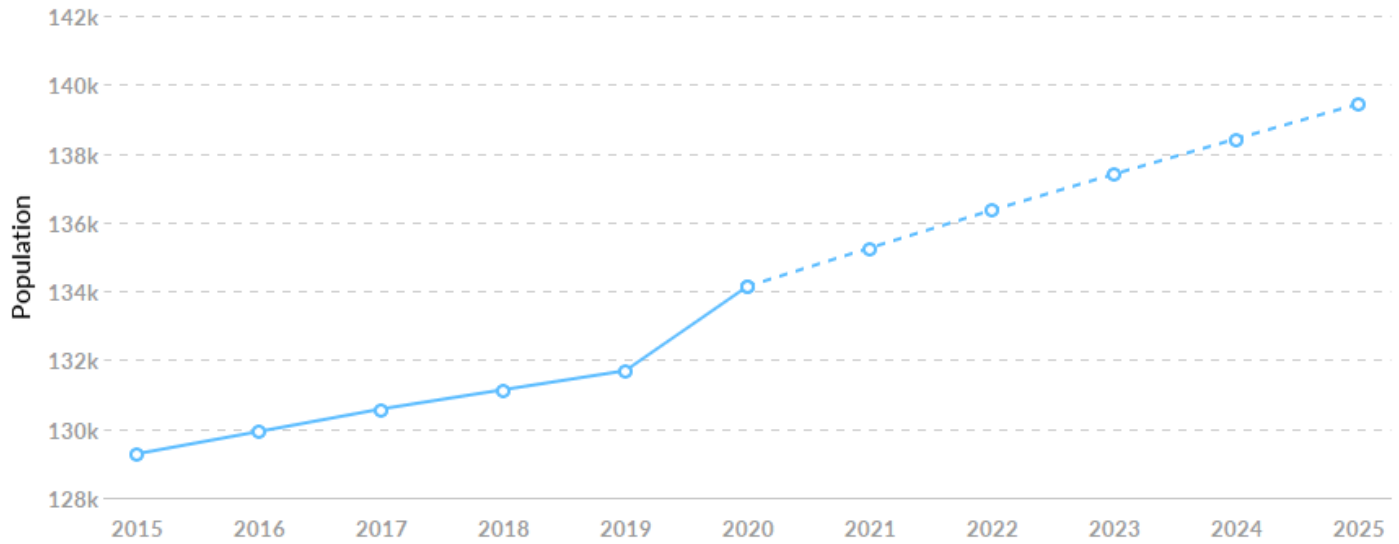
Full Claimant Counts



Historic & Projected Trends

Population Trends

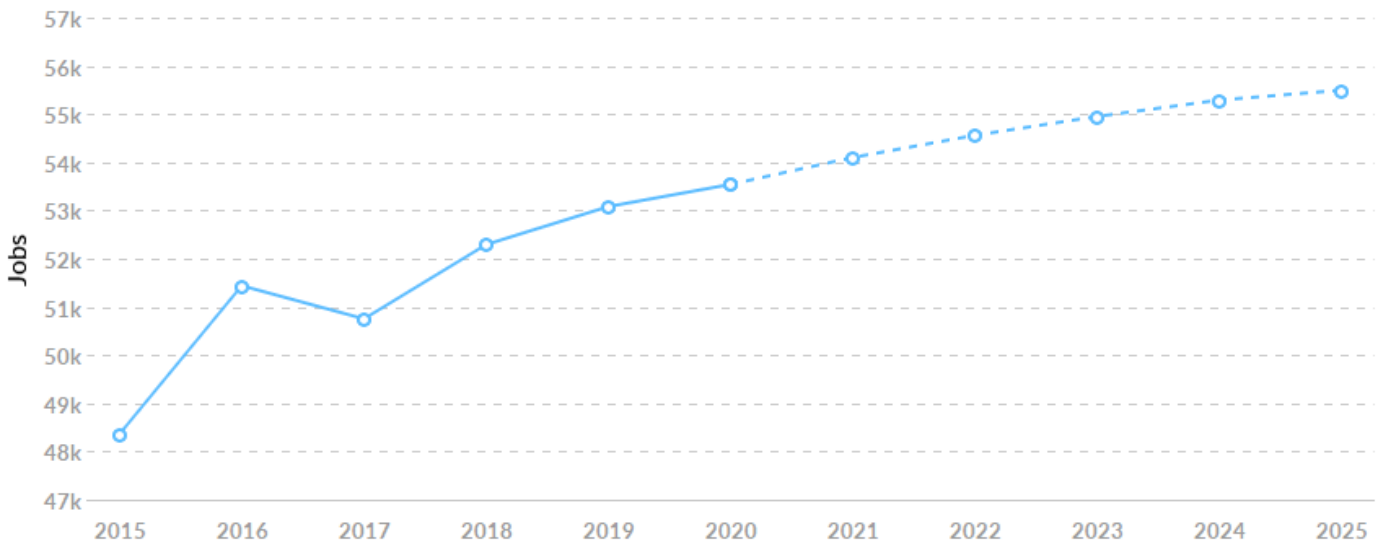
As of 2020 the region's population **increased by 3.8%** since 2015, growing by 4,867. Population is expected to **increase by 3.9%** between 2020 and 2025, adding 5,296.



Timeframe	Population
2015	129,274
2016	129,923
2017	130,576
2018	131,137
2019	131,689
2020	134,141
2021	135,253
2022	136,351
2023	137,398
2024	138,423
2025	139,437

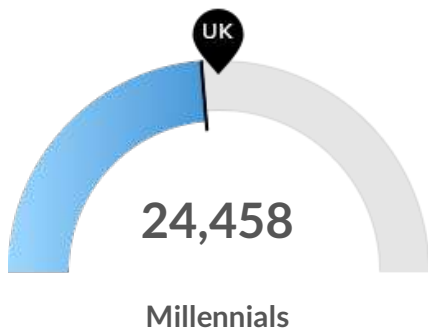
Job Trends

From 2015 to 2020, jobs increased by **10.7%** in Epping Forest from 48,363 to **53,541**. This change **outpaced the national growth rate of 5.5%** by 5.2%.

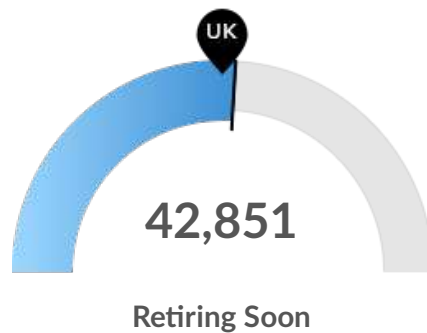


Timeframe	Jobs
2015	48,363
2016	51,439
2017	50,752
2018	52,293
2019	53,081
2020	53,541
2021	54,099
2022	54,559
2023	54,950
2024	55,290
2025	55,496

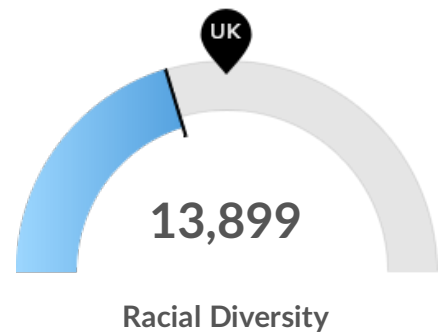
Population Characteristics



Epping Forest has 24,458 millennials (ages 25-39). The national average for an area this size is 26,432.



Retirement risk is about average in Epping Forest. The national average for an area this size is 40,487 people 55 or older, while there are 42,851 here.



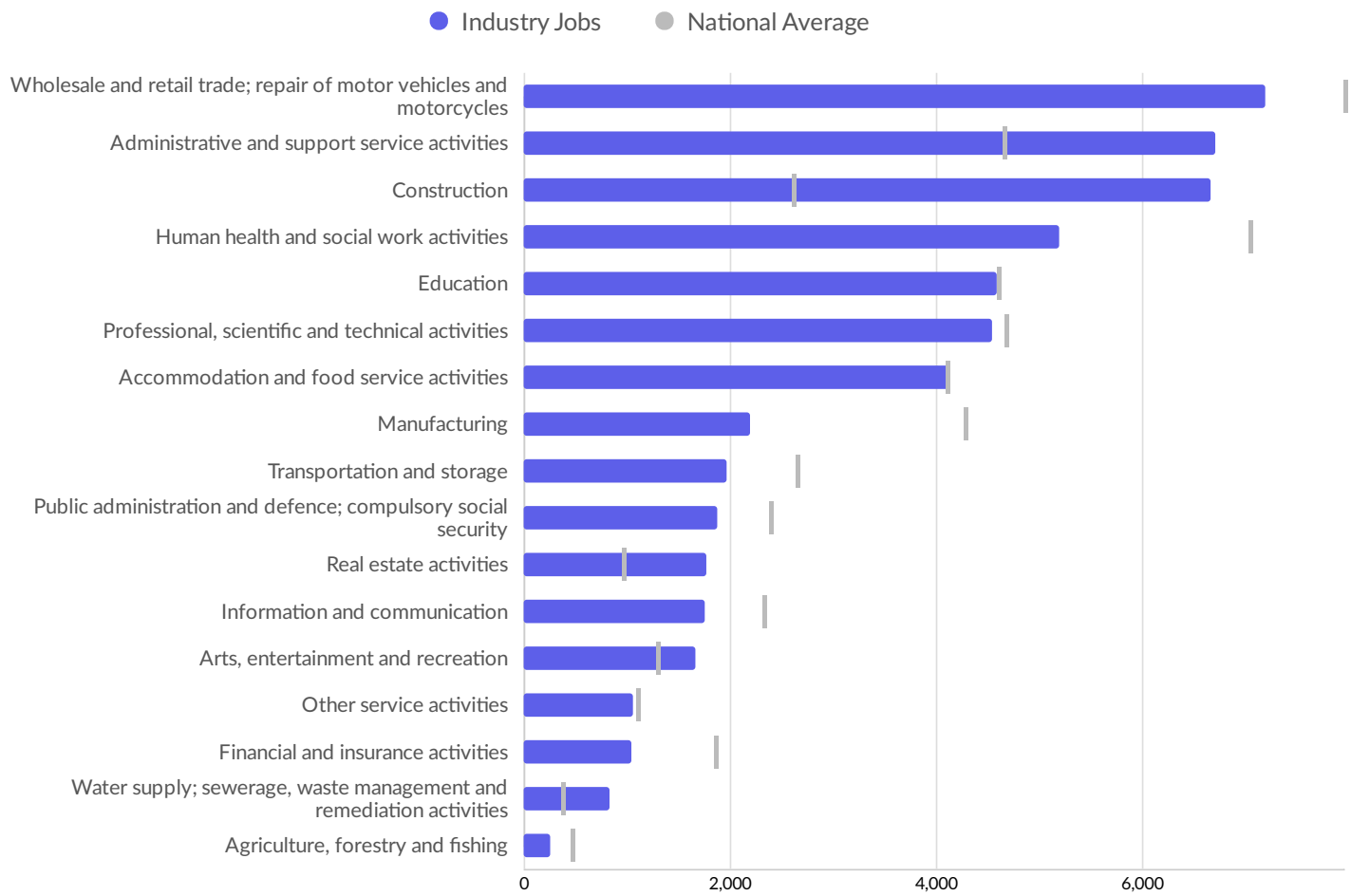
Racial diversity is low in Epping Forest. The national average for an area this size is 18,487 racially diverse people, while there are 13,899 here.

Industry Characteristics

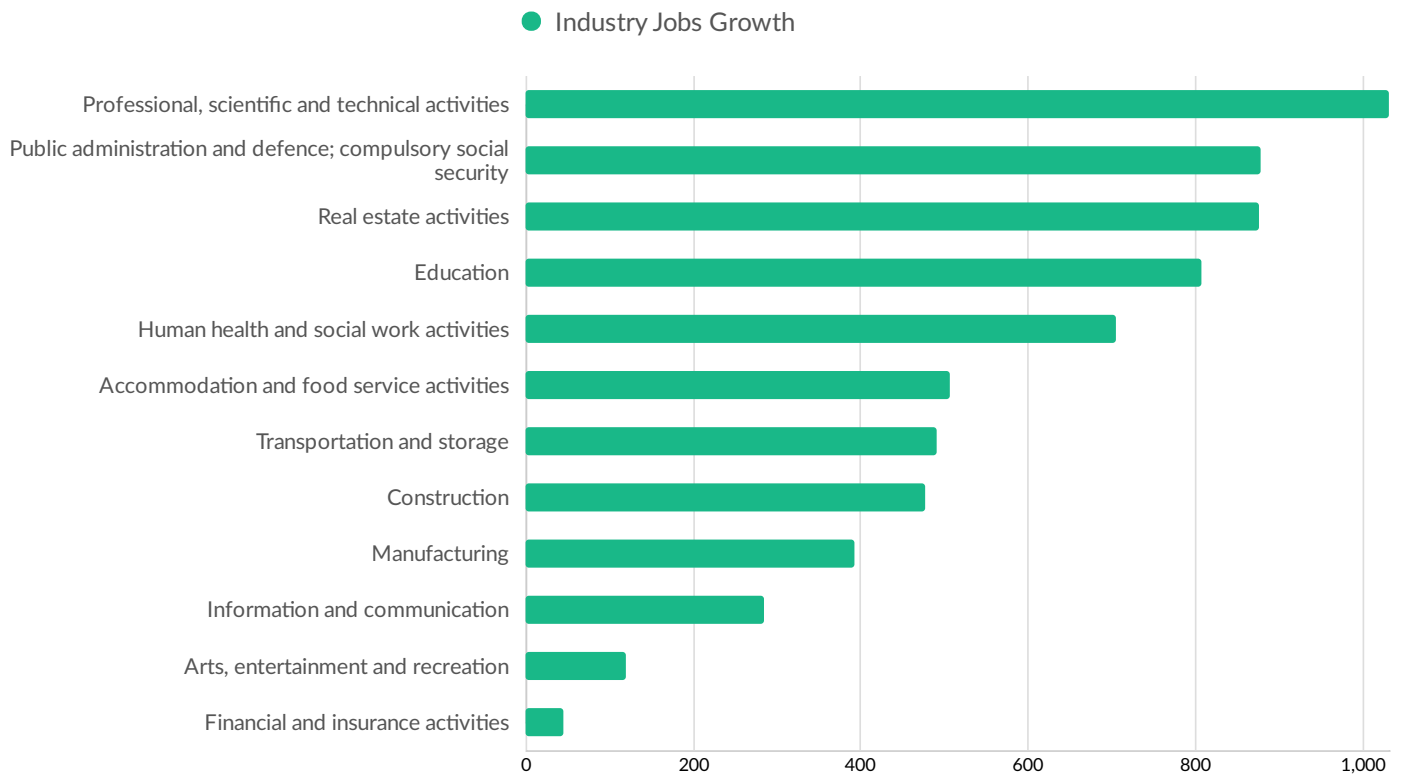
Industry Overview

Industry	Total Jobs	Avg. Wages Per Job (2020)	Industry LQ	% Job Change (2015 - 2020)	GVA (2018)	% of Total GVA
Manufacture of office machinery and equipment (except computers and peripheral equipment)	252	£34,998	42.48	28.37%	£8,456,207	0.27%
Investigation activities	103	£21,853	18.28	149.71%	£2,747,057	0.09%
Central banking	102	£26,522	14.84	18.28%	£2,446,145	0.08%
Wholesale of fruit and vegetables	529	£28,982	8.80	24.95%	£20,348,889	0.66%
Floor and wall covering	199	£37,239	6.00	8.78%	£16,437,671	0.53%
Manufacture of wire products, chain and springs	71	£26,037	5.85	-27.42%	£2,089,648	0.07%
Wholesale of live animals	11	£22,447	5.82	-1.81%	£108,521	0.00%
Manufacture of other technical and industrial textiles	49	£20,602	5.58	230.68%	£421,486	0.01%
Agents involved in the sale of timber and building materials	54	£27,656	4.95	190.52%	£1,100,221	0.04%
Buying and selling of own real estate	105	£13,632	4.32	562.56%	£7,462,317	0.24%

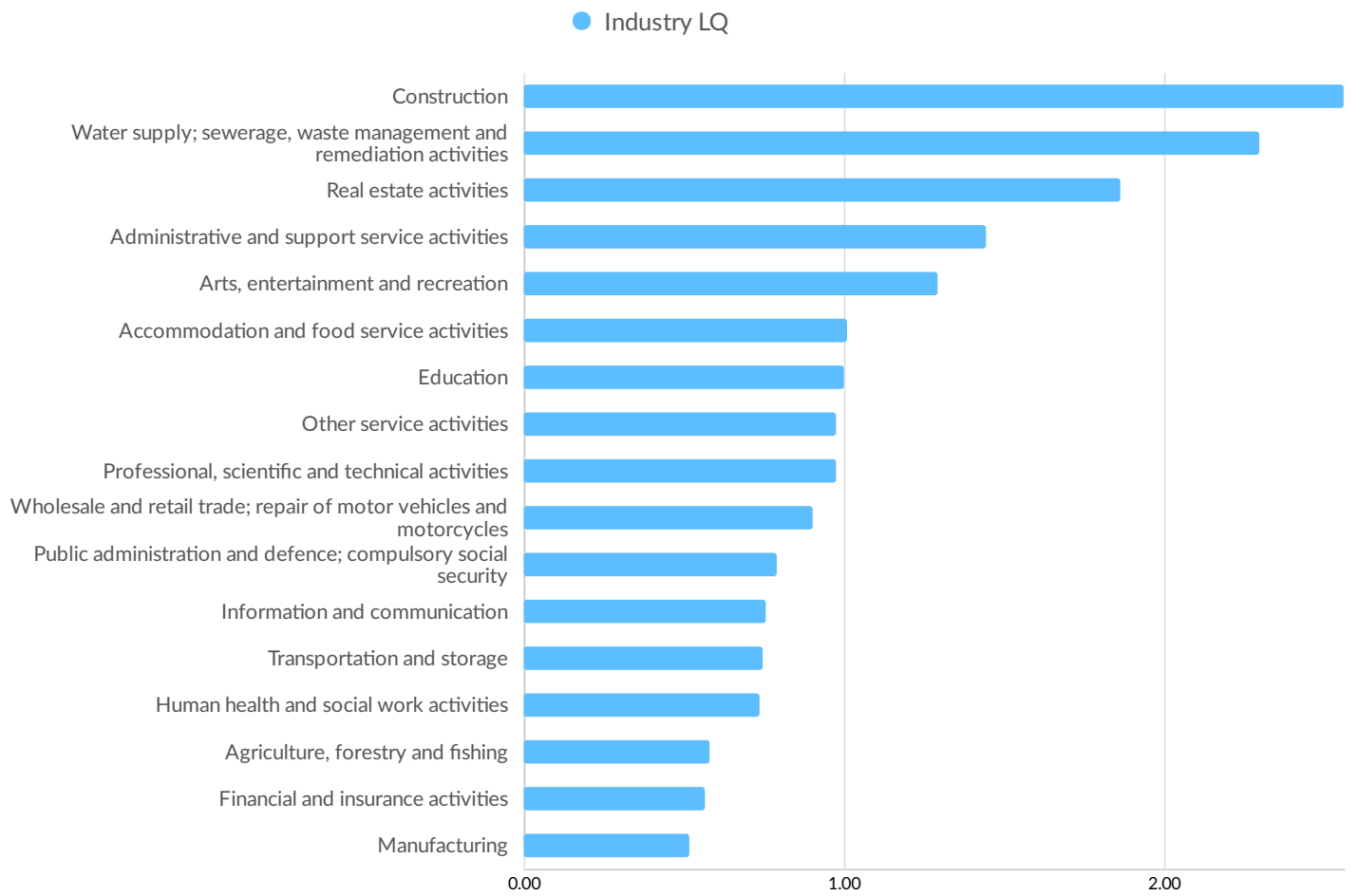
Largest Industries



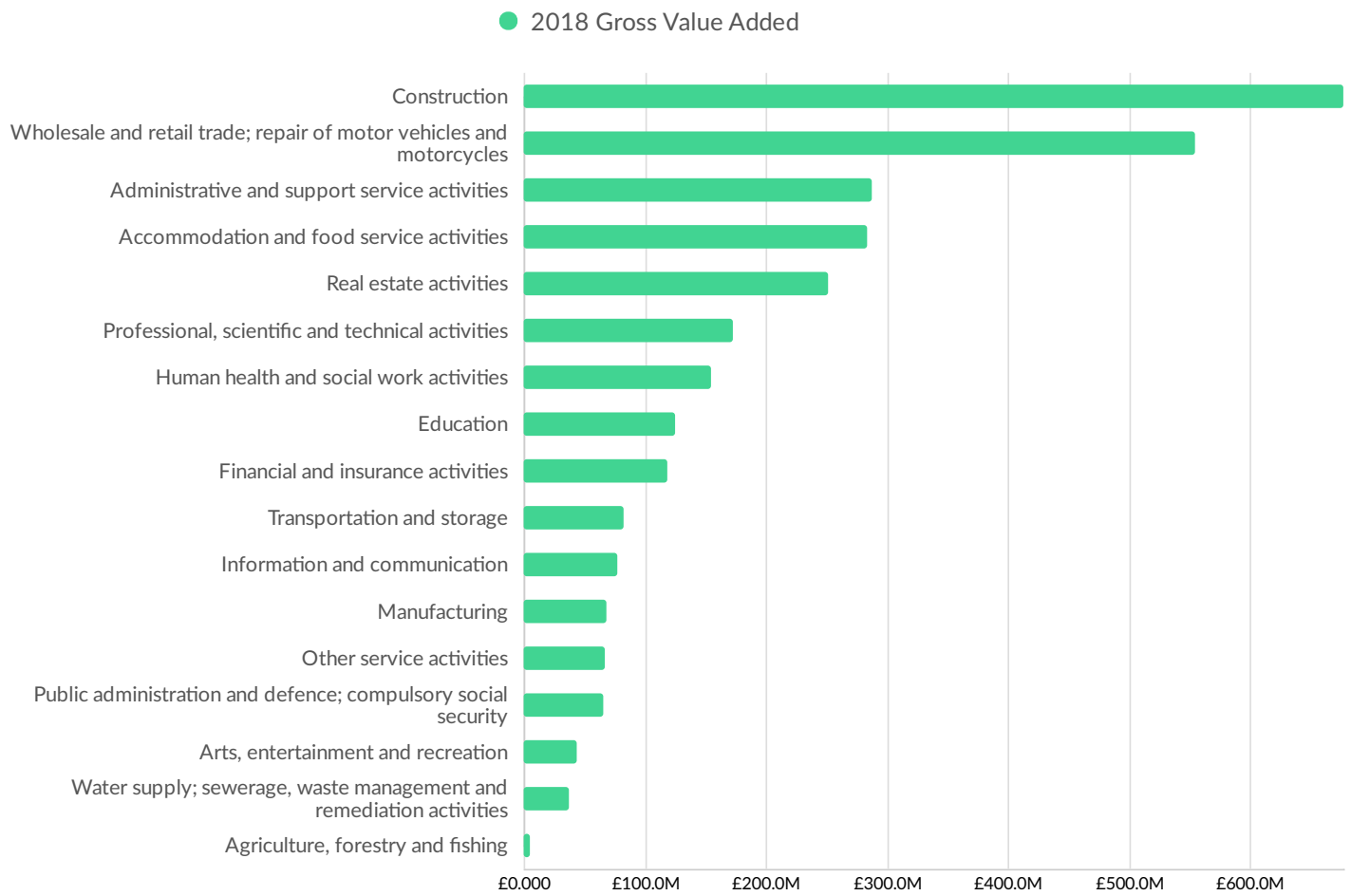
Top Growing Industries



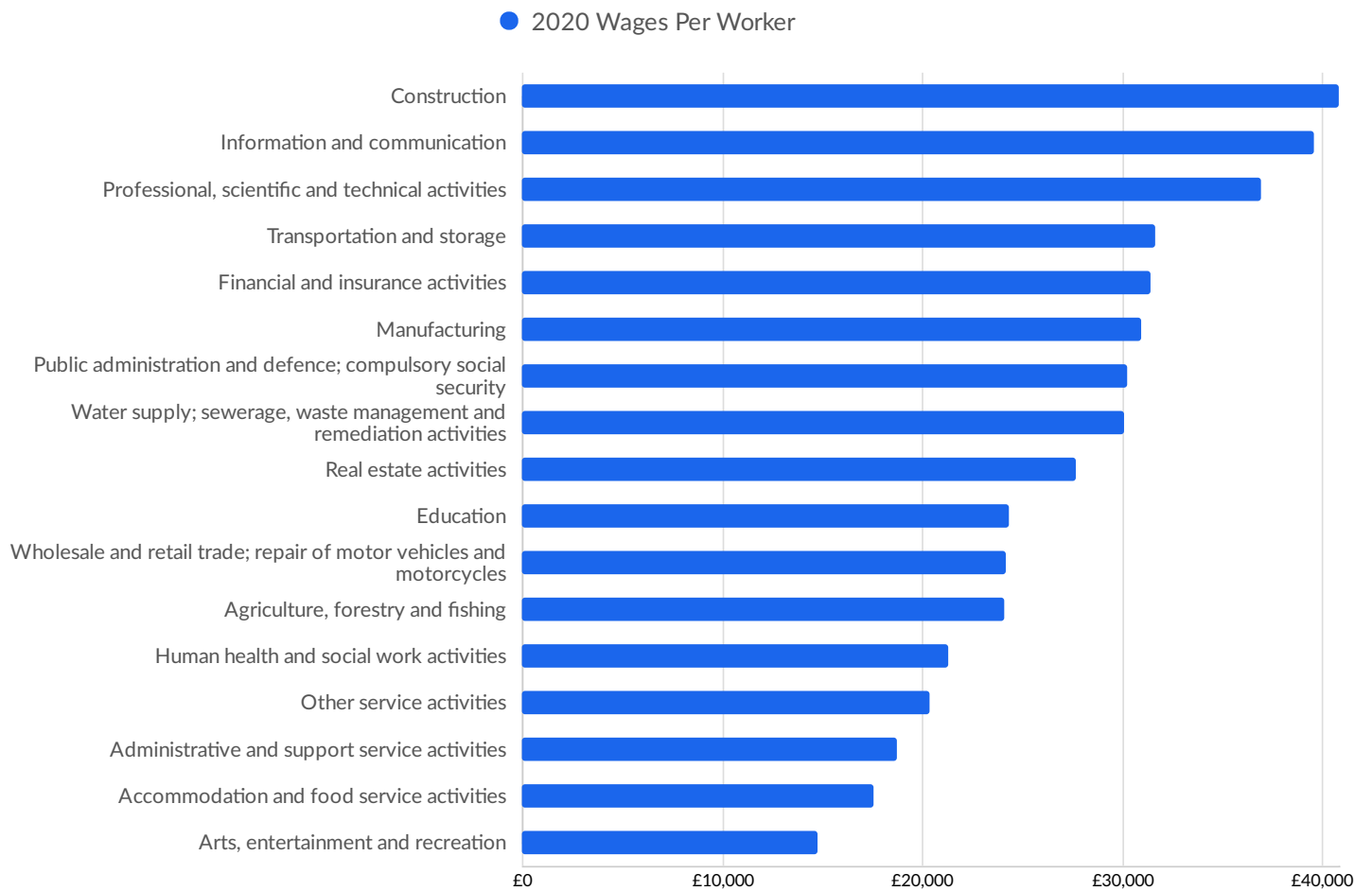
Top Industry LQ



Top Industry GVA

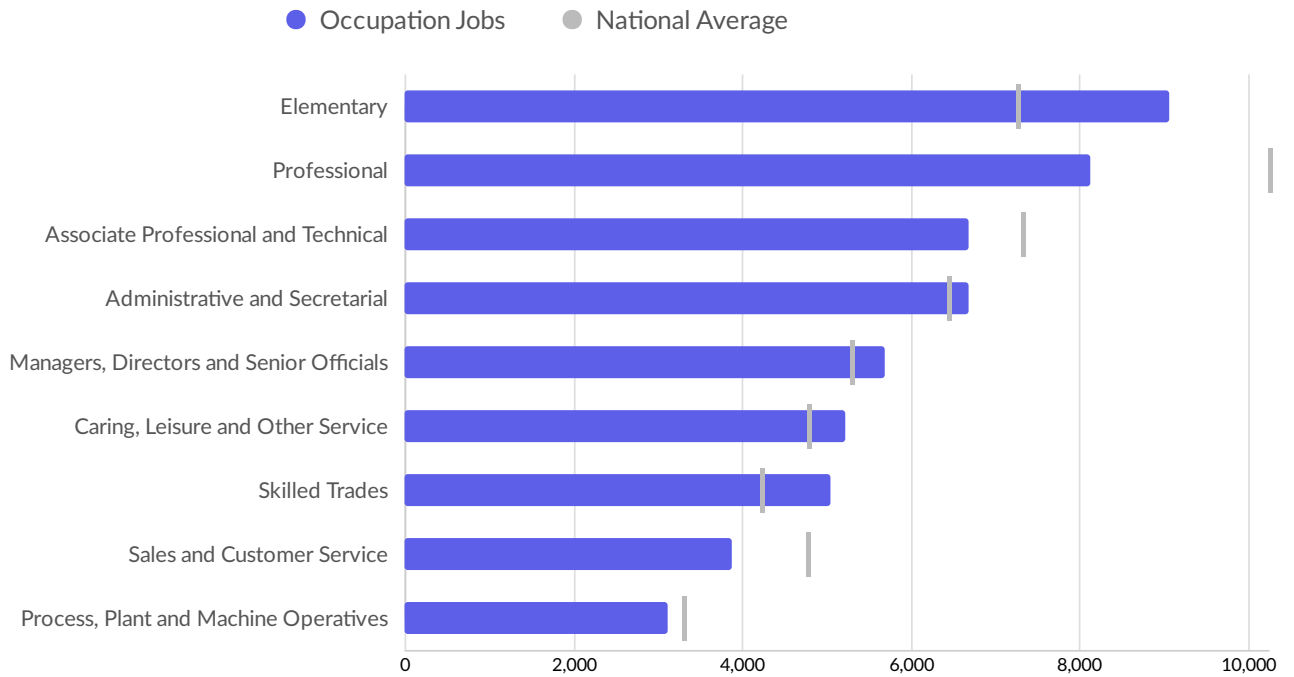


Top Industry Wages

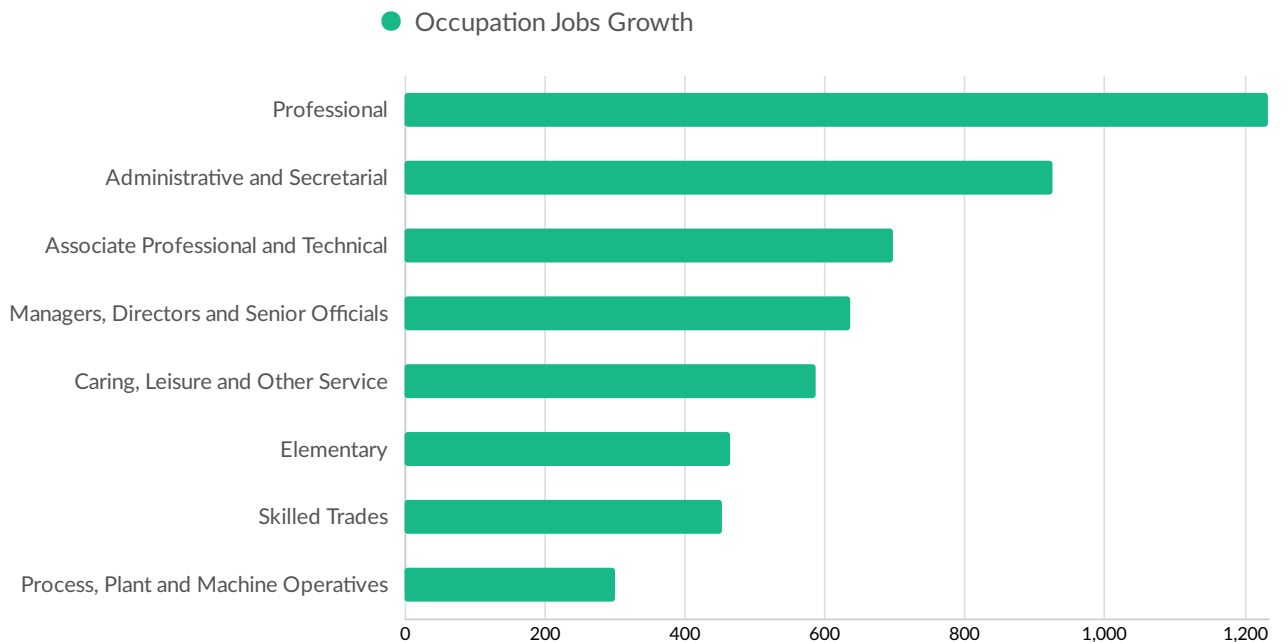


Workforce Characteristics

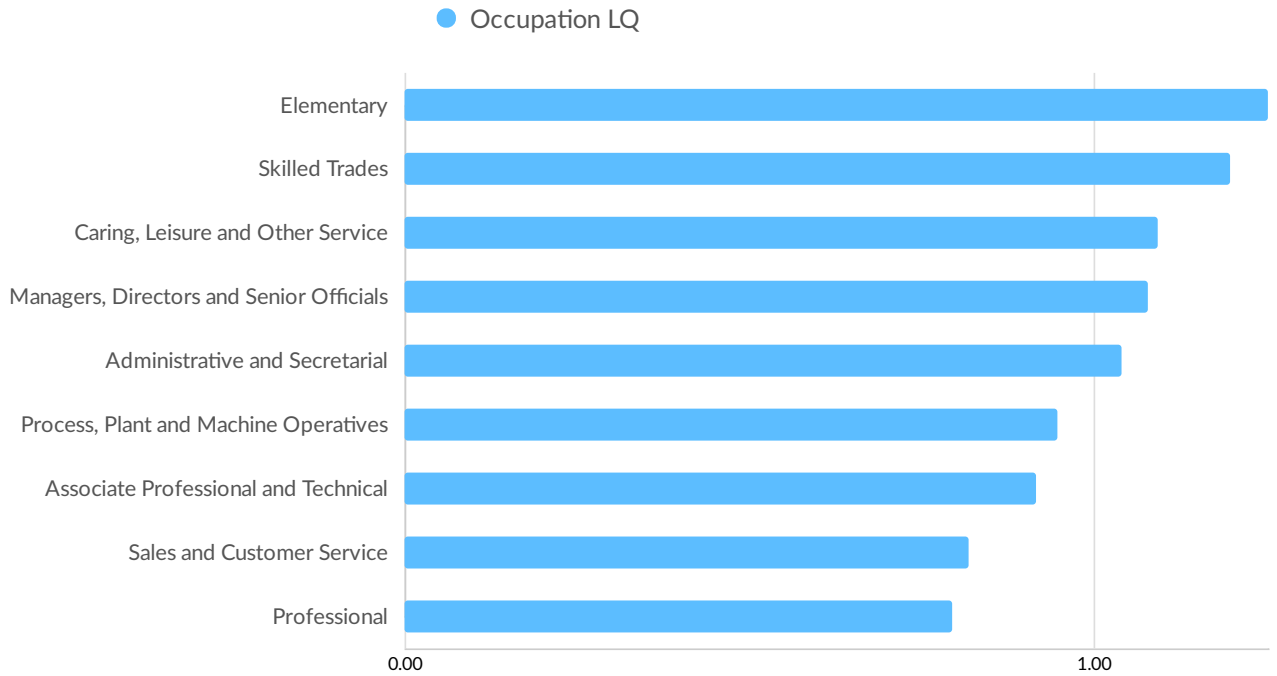
Largest Occupations



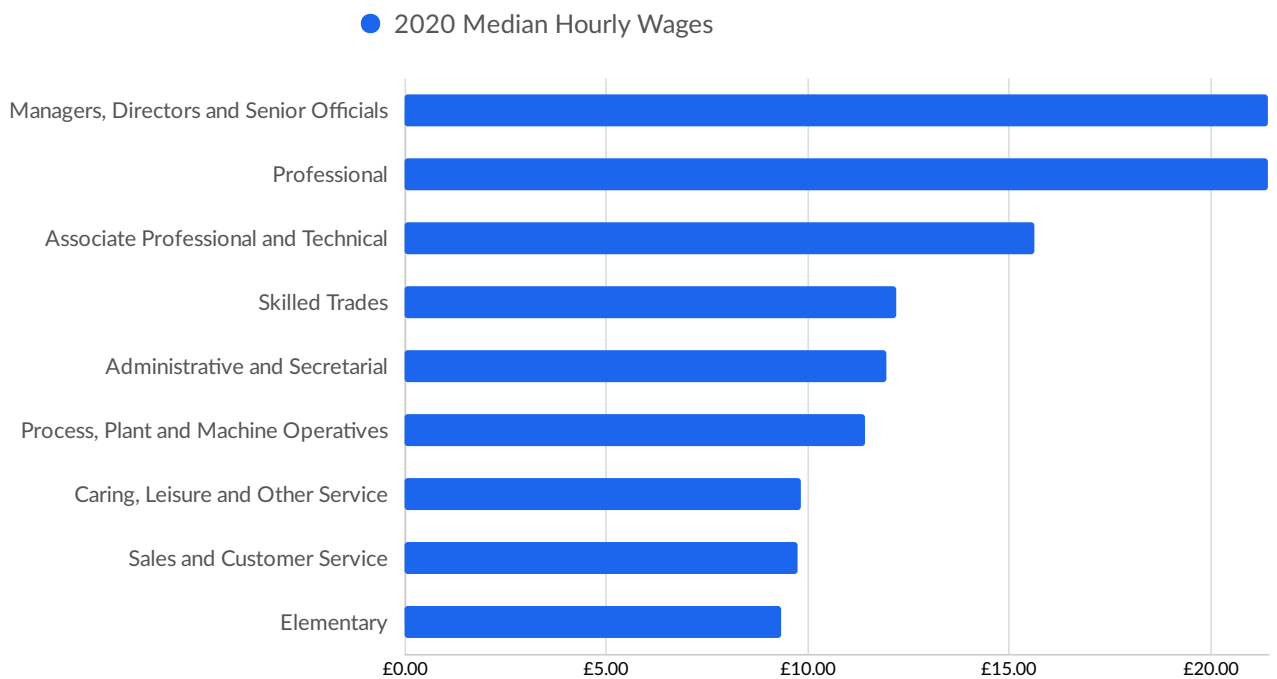
Top Growing Occupations



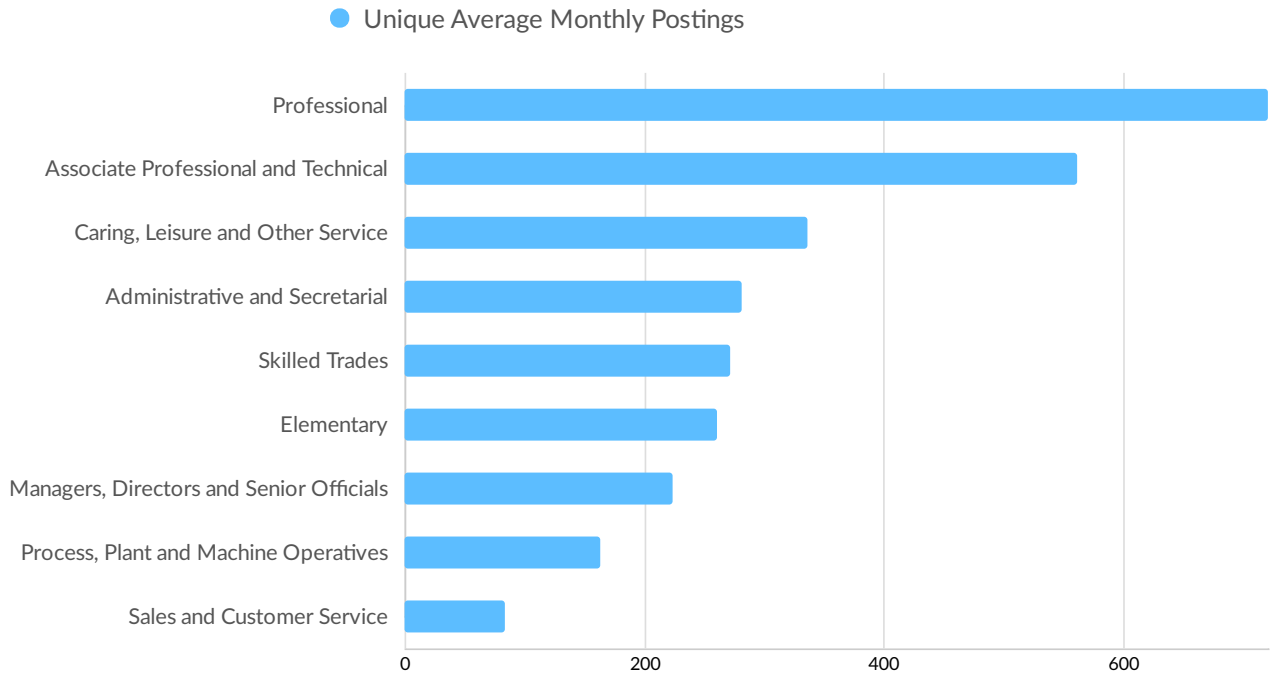
Top Occupation LQ



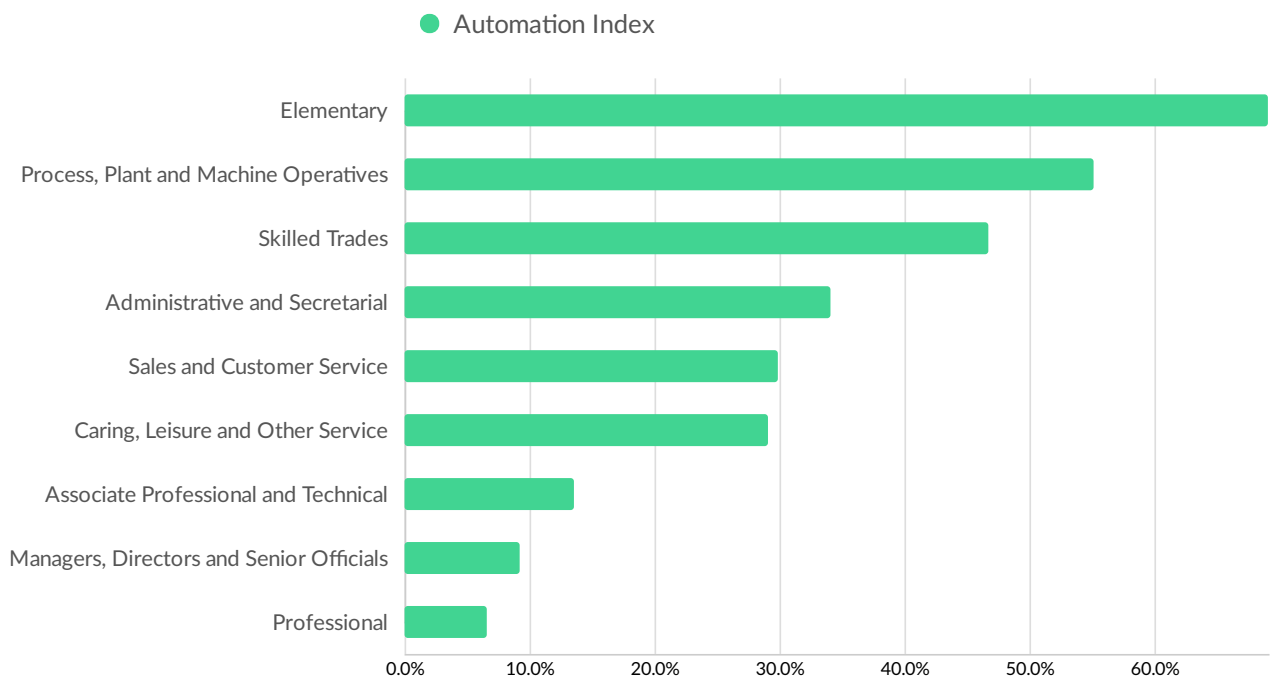
Top Occupation Wages



Top Posted Occupations



Automation Index



In-Demand Skills

