



Maldon

Contents

Report Parameters	1
Economy Overview	2
Demographics	4
Historic & Projected Trends	6
Population Characteristics	8
Industry Characteristics	9
Workforce Characteristics	15
In-Demand Skills	18

Report Parameters

1 Local Authority

E07000074 Maldon

Class of Worker

Employees

The information in this report pertains to the chosen geographical area.

Economy Overview

64,594

Population (2020)

Population **grew by 1,770** over the last 5 years and is projected to **grow by 1,757** over the next 5 years.

20,141

Total Regional Employment

Jobs **grew by 642** over the last 5 years and are projected to **grow by 201** over the next 5 years.

£27.9k

Avg. Wages Per Job (2020)

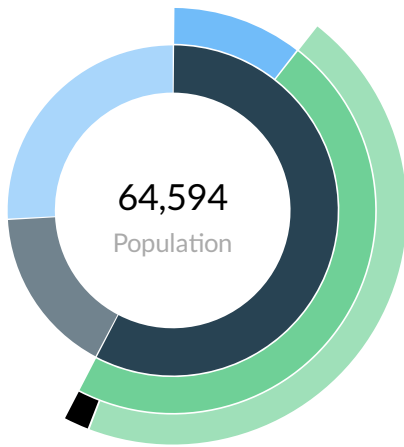
Regional average wages per job are **£2.3k below** the national average wages of £30.2k per job.

Takeaways

- As of 2020 the region's population **increased by 2.8%** since 2015, growing by 1,770. Population is expected to **increase by 2.7%** between 2020 and 2025, adding 1,757.
- From 2015 to 2020, jobs **increased by 3.3%** in Maldon from 19,499 to **20,141**. This change **fell short of the national growth rate of 5.5% by 2.2%**.
- Concerning educational attainment, **22.6% of Maldon residents possess a Degree or Equivalent and Above - SCQF L9** (9.7% below the national average), and **7.1% hold a Higher Education Below Degree Level - SCQF L7-8** (1.2% below the national average).
- The top three industries in 2020 are Retail sale in non-specialised stores with food, beverages or tobacco predominating, Primary education, and Restaurants and mobile food service activities.

	Population (2020)	Jobs (2020)	GVA	Imports	Exports
Region	64,594	20,141	£766.40m	£2.35b	£1.28b
LEP - South East (revised) (2015)	4,311,328	1,625,951	£68.82b	£131.74b	£83.57b
Essex CC	1,504,035	592,661	£25.82b	£51.03b	£32.83b
Medway CC	286,286	94,855	£4.05b	£10.05b	£6.17b
Kent CC	1,591,871	622,672	£27.10b	£51.85b	£36.17b
East Sussex CC	567,059	185,366	£6.56b	£15.49b	£8.87b
Southend-on-Sea	185,757	63,999	£2.29b	£5.43b	£3.15b
Nation	67,233,643	31,121,359	£1.42t	£2.01t	£1.28t

2020 Labour Force Breakdown



	Population
● Total Working Age Population (16-64)	37,212
● Not in Labour Force	6,762
● Labour Force	30,450
● Employed	29,266
● Unemployed	1,184
● Under 16	10,635
● Over 64	16,747

Educational Attainment

Concerning educational attainment, **22.6% of Maldon residents possess a Degree or Equivalent and Above - SCQF L9** (9.7% below the national average), and **7.1% hold a Higher Education Below Degree Level - SCQF L7-8** (1.2% below the national average).



	% of Population	Population
● No Qualifications (NVQ)	7.6%	2,811
● Other Qualifications (NVQ)	6.1%	2,271
● NVQ 1 - SCQF L4	15.9%	5,924
● NVQ 2 - SCQF L5	20.1%	7,495
● Trade Apprenticeships	3.3%	1,237
● NVQ 3 - SCQF L6	17.2%	6,401
● Higher Education Below Degree Level - SCQF L7-8	7.1%	2,656
● Degree or Equivalent and Above - SCQF L9	22.6%	8,418

Demographics

2020 Age Cohort Demographics



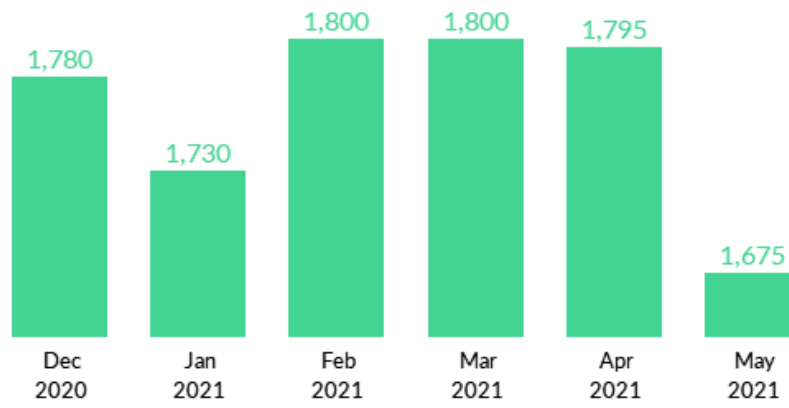
Age Cohort	2020 Population	2020 Percent
Under 16 years	10,635	16.5%
16 to 34 years	11,122	17.2%
35 to 54 years	16,110	24.9%
55 to 74 years	19,227	29.8%
75 years and over	7,500	11.6%

2020 Ethnicity Demographics



Ethnicity	2020 Population	2020 Percent
All Other Ethnicities	791	1.2%
Asian or Asian British: Indian	159	0.2%
Asian or Asian British: Other Asian	231	0.4%
Mixed: All Mixed	564	0.9%
White	62,848	97.3%

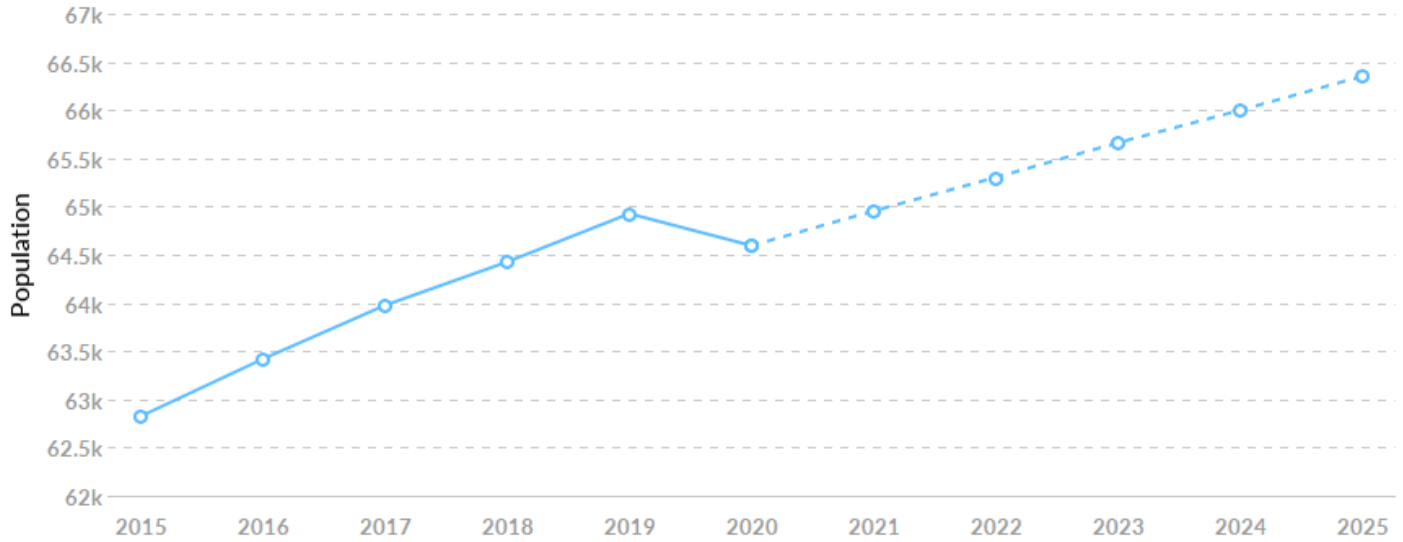
Full Claimant Counts



Historic & Projected Trends

Population Trends

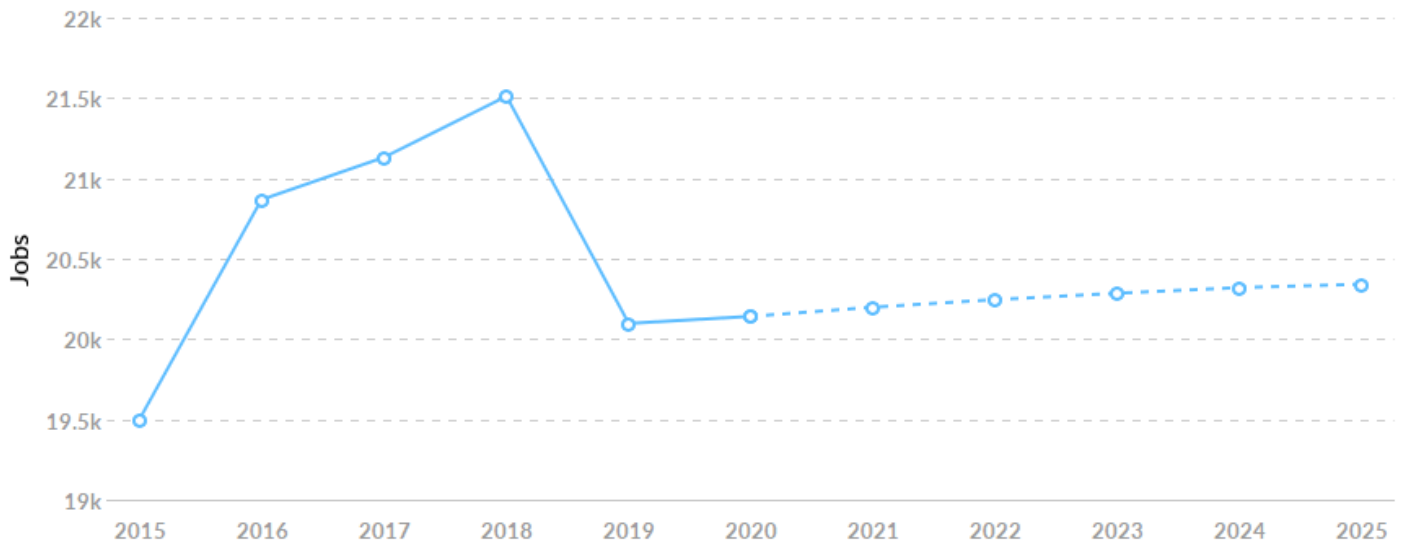
As of 2020 the region's population **increased by 2.8%** since 2015, growing by 1,770. Population is expected to **increase by 2.7%** between 2020 and 2025, adding 1,757.



Timeframe	Population
2015	62,824
2016	63,418
2017	63,975
2018	64,425
2019	64,926
2020	64,594
2021	64,954
2022	65,302
2023	65,662
2024	65,998
2025	66,351

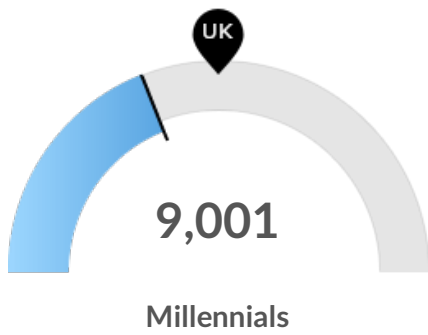
Job Trends

From 2015 to 2020, jobs increased by 3.3% in Maldon from 19,499 to 20,141. This change fell short of the national growth rate of 5.5% by 2.2%.

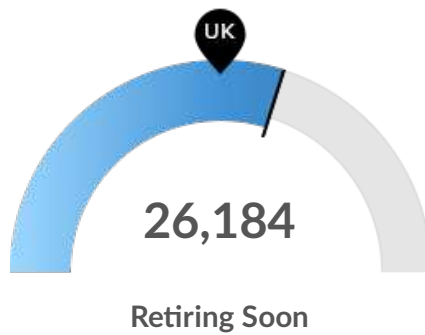


Timeframe	Jobs
2015	19,499
2016	20,868
2017	21,131
2018	21,510
2019	20,097
2020	20,141
2021	20,198
2022	20,245
2023	20,285
2024	20,320
2025	20,341

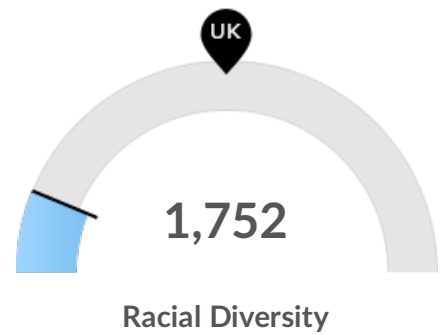
Population Characteristics



Maldon has 9,001 millennials (ages 25-39). The national average for an area this size is 13,032.



Retirement risk is high in Maldon. The national average for an area this size is 19,961 people 55 or older, while there are 26,184 here.



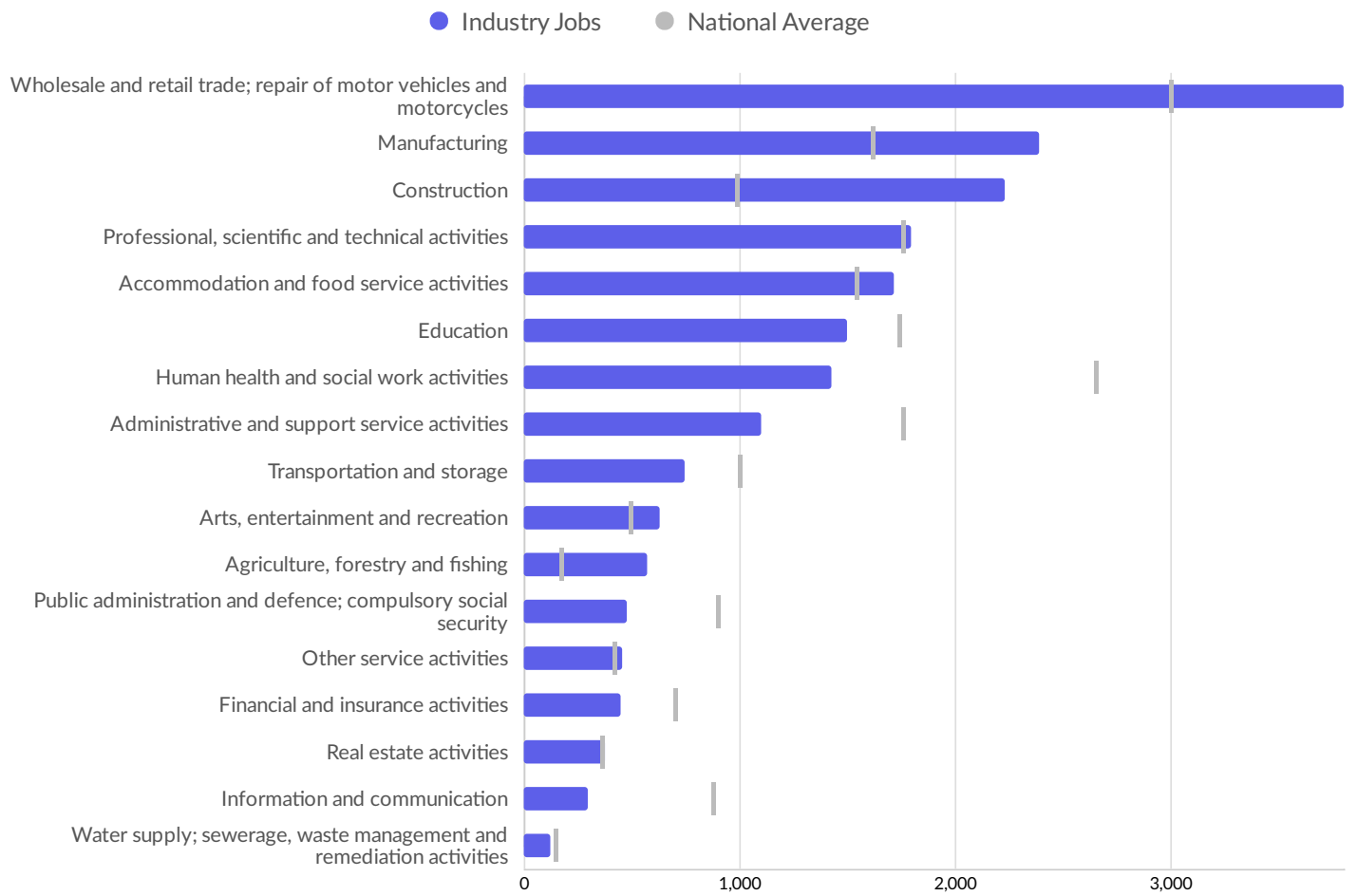
Racial diversity is low in Maldon. The national average for an area this size is 9,114 racially diverse people, while there are 1,752 here.

Industry Characteristics

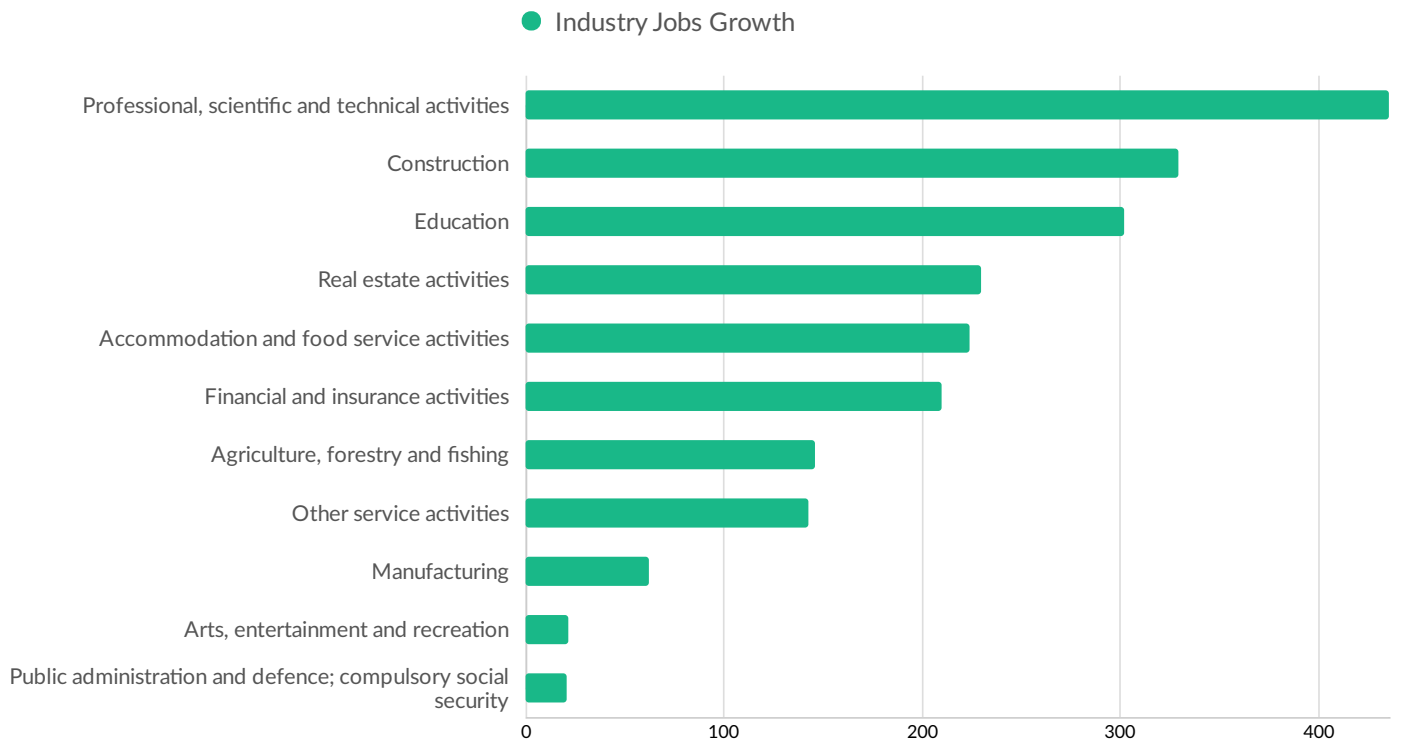
Industry Overview

Industry	Total Jobs	Avg. Wages Per Job (2020)	Industry LQ	% Job Change (2015 - 2020)	GVA (2018)	% of Total GVA
Manufacture of non-wovens and articles made from non-wovens, except apparel	279	£18,688	475.12	152.66%	£2,189,826	0.29%
Manufacture of machinery for textile, apparel and leather production	30	£33,441	37.99	58.67%	£846,404	0.11%
Wholesale of agricultural machinery, equipment and supplies	232	£35,273	19.31	18.80%	£10,439,023	1.36%
Manufacture of locks and hinges	65	£31,435	17.08	73.32%	£1,305,919	0.17%
Manufacture of sports goods	48	£32,504	14.30	-30.67%	£1,638,906	0.21%
Manufacture of non-domestic cooling and ventilation equipment	190	£40,146	13.59	1.74%	£7,226,772	0.94%
Manufacture of prepared feeds for farm animals	84	£37,885	12.97	44.32%	£4,112,518	0.54%
Manufacture of office and shop furniture	163	£30,720	12.88	195.57%	£3,991,837	0.52%
Manufacture of other fabricated metal products n.e.c.	219	£30,252	12.07	414.96%	£8,278,649	1.08%
Construction of railways and underground railways	120	£44,166	11.75	143.04%	£5,405,791	0.71%

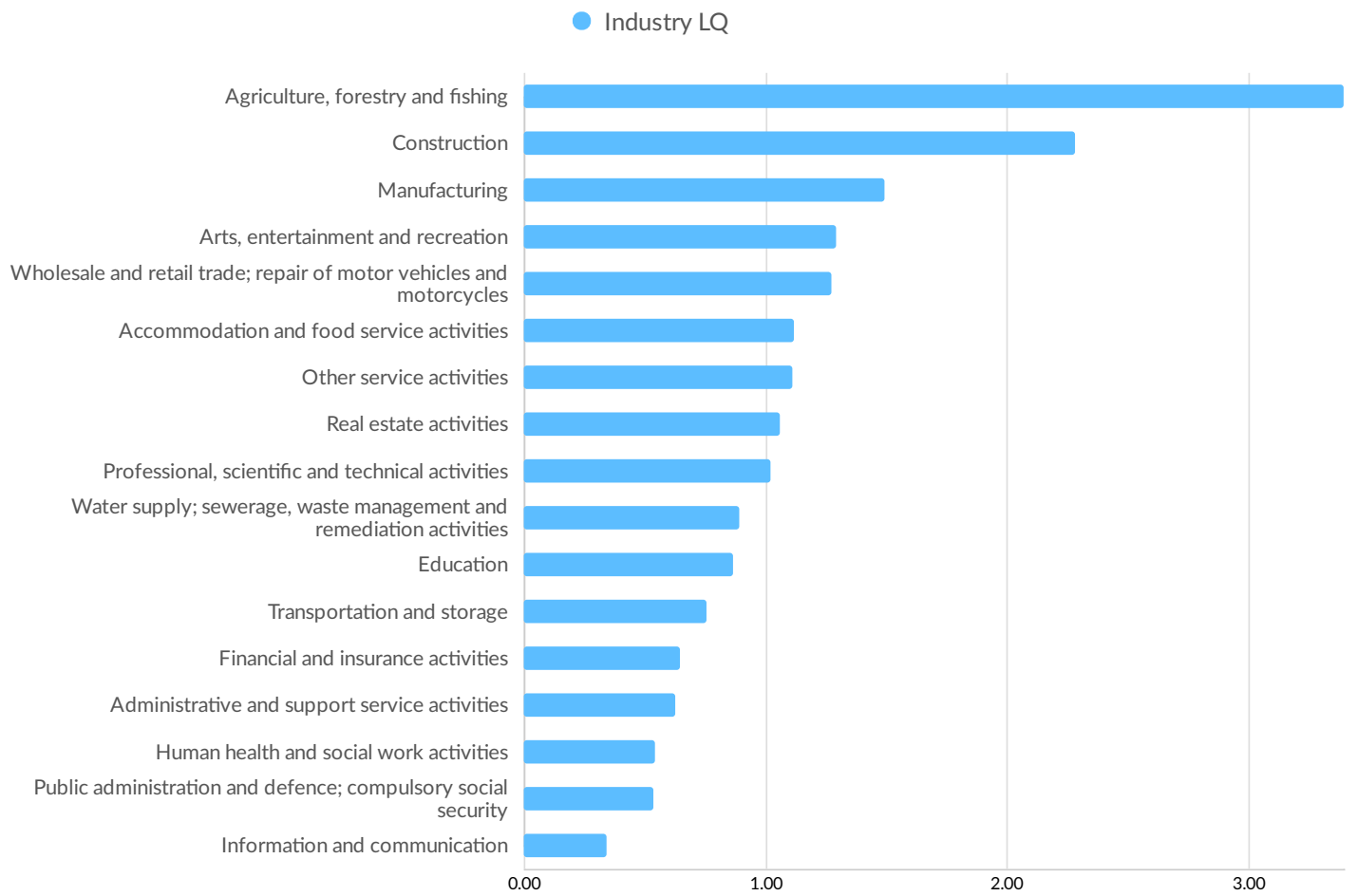
Largest Industries



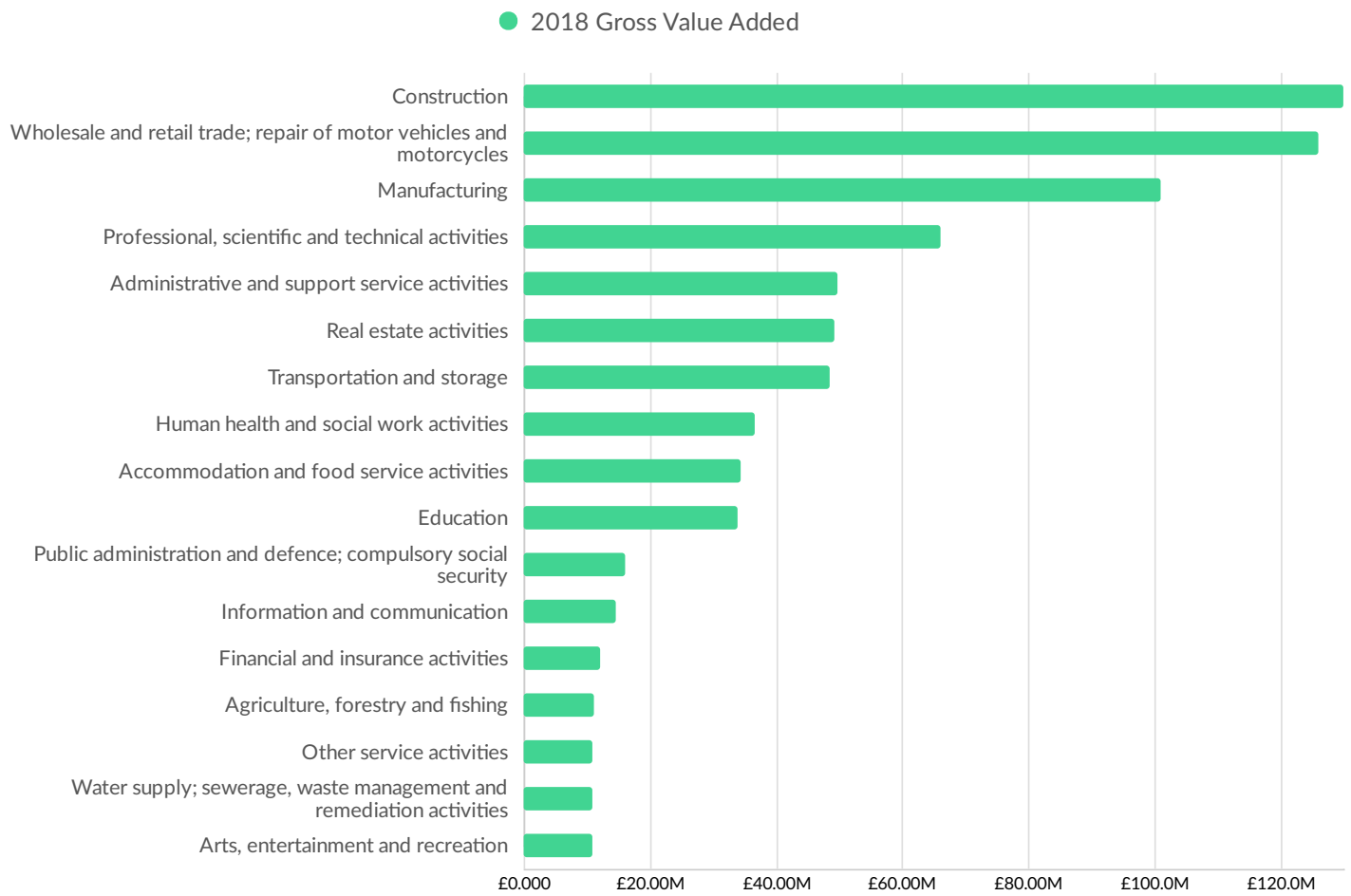
Top Growing Industries



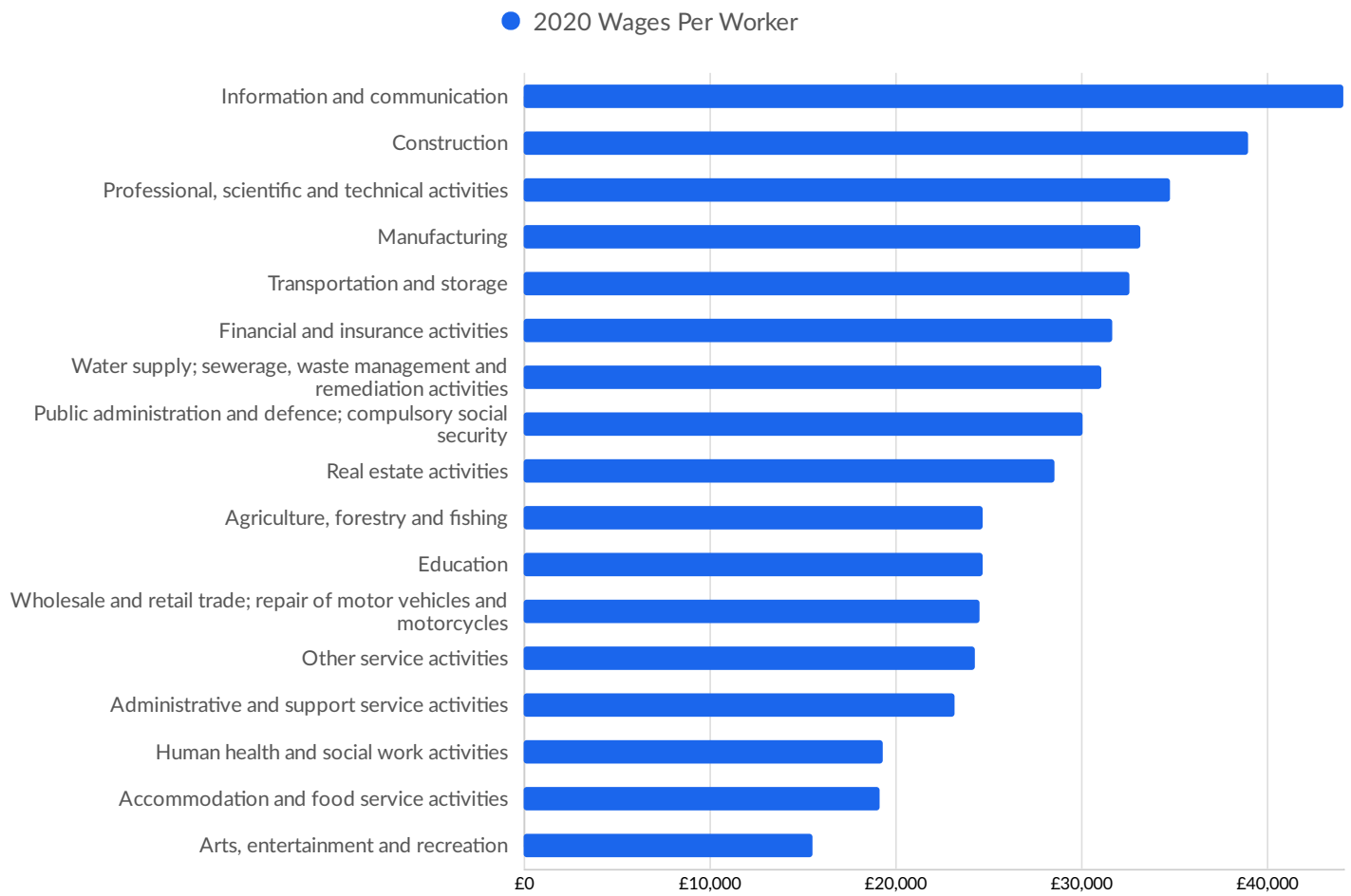
Top Industry LQ



Top Industry GVA

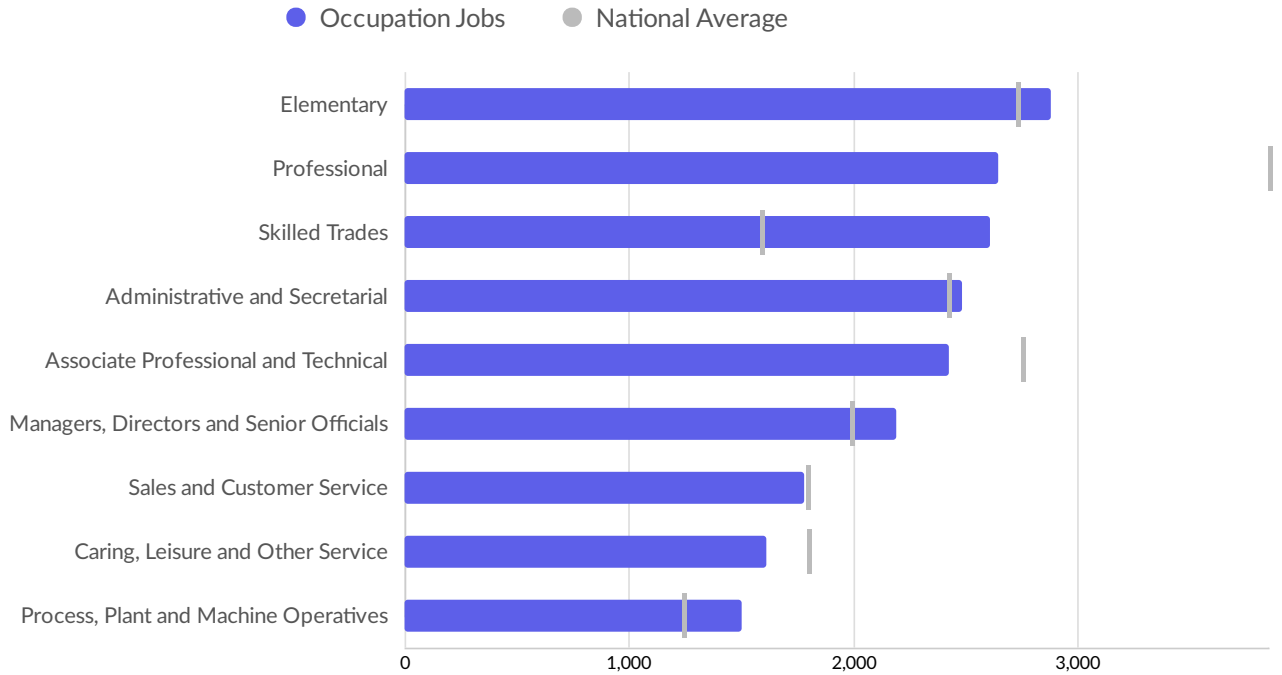


Top Industry Wages

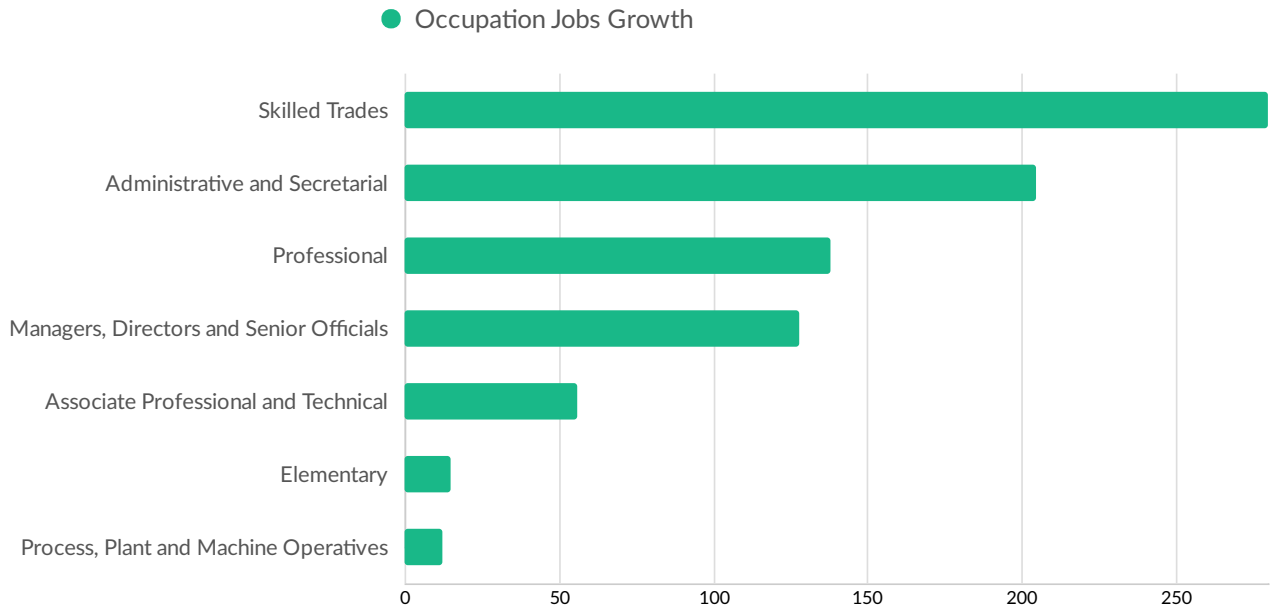


Workforce Characteristics

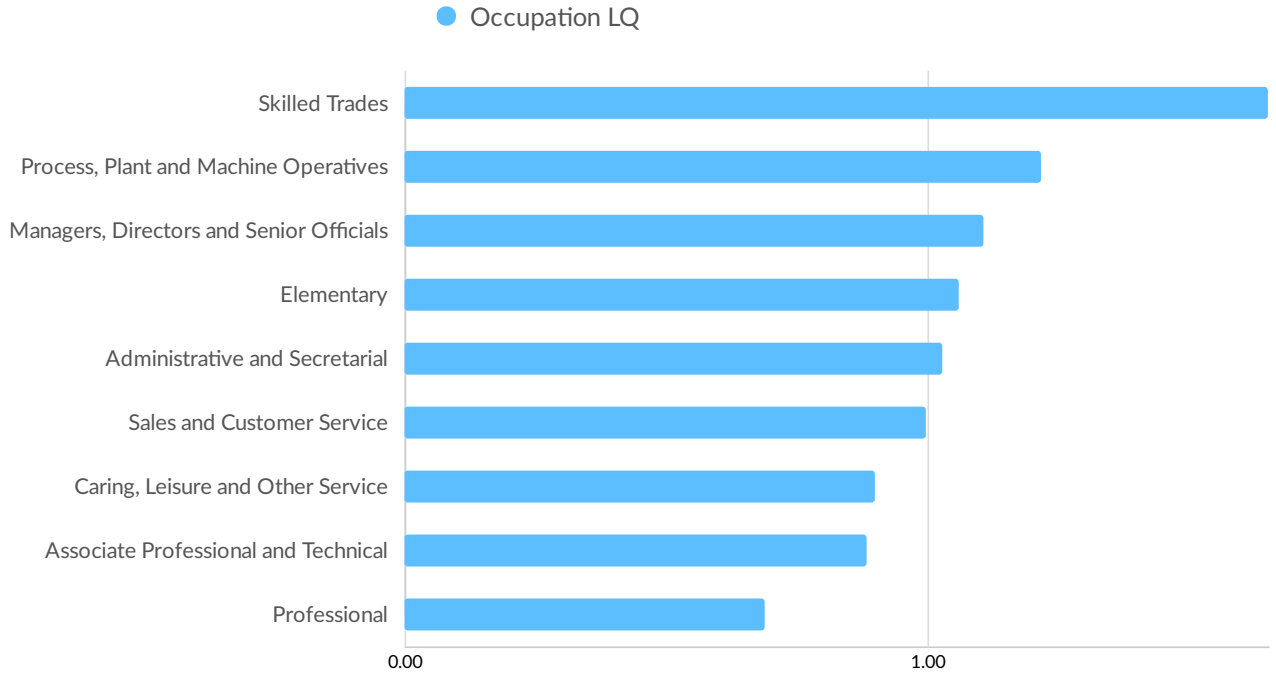
Largest Occupations



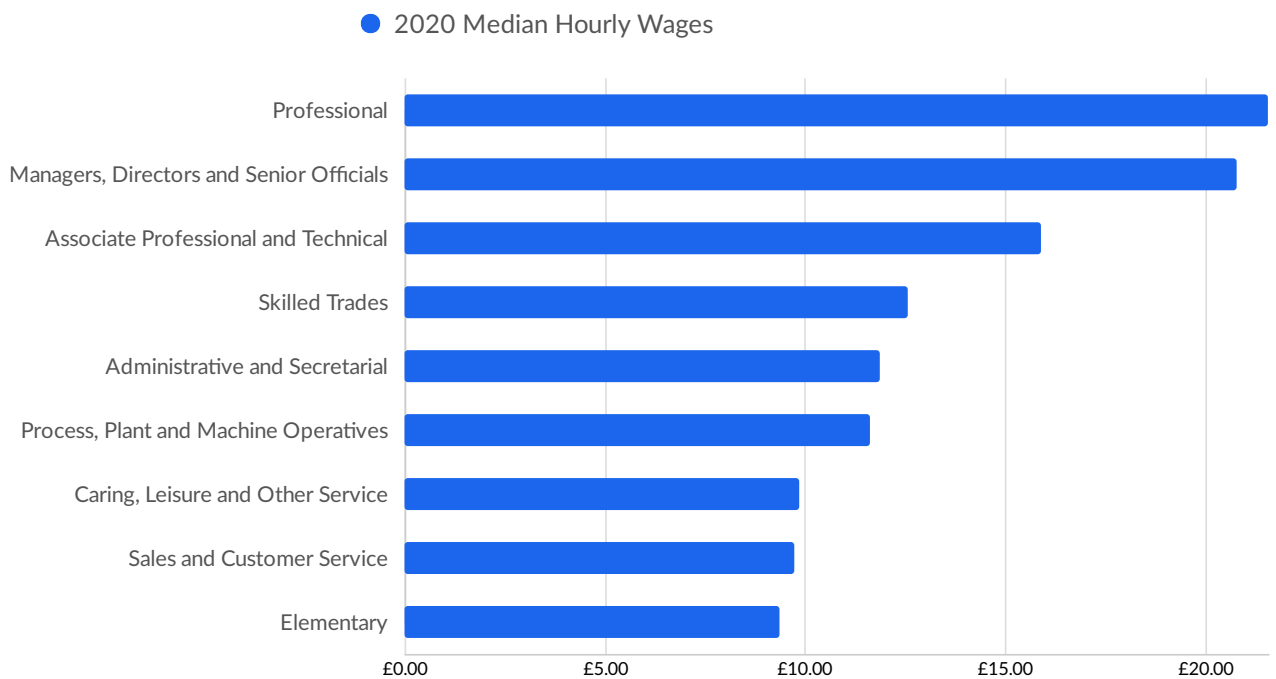
Top Growing Occupations



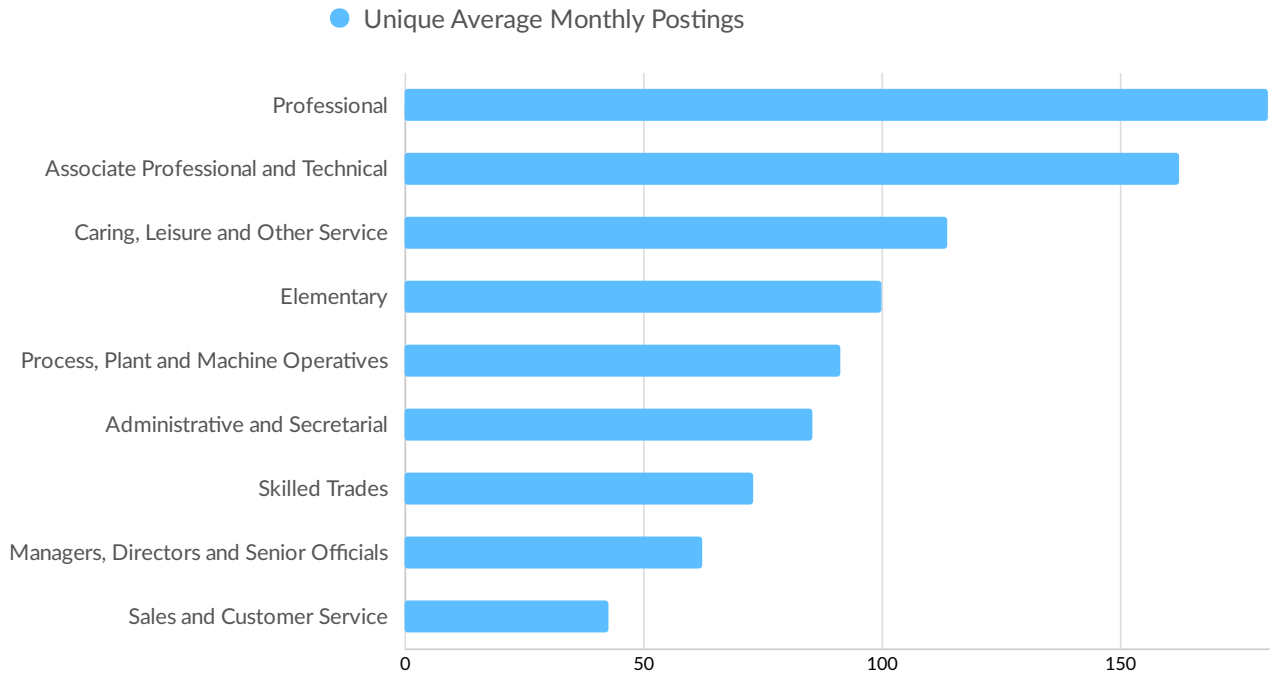
Top Occupation LQ



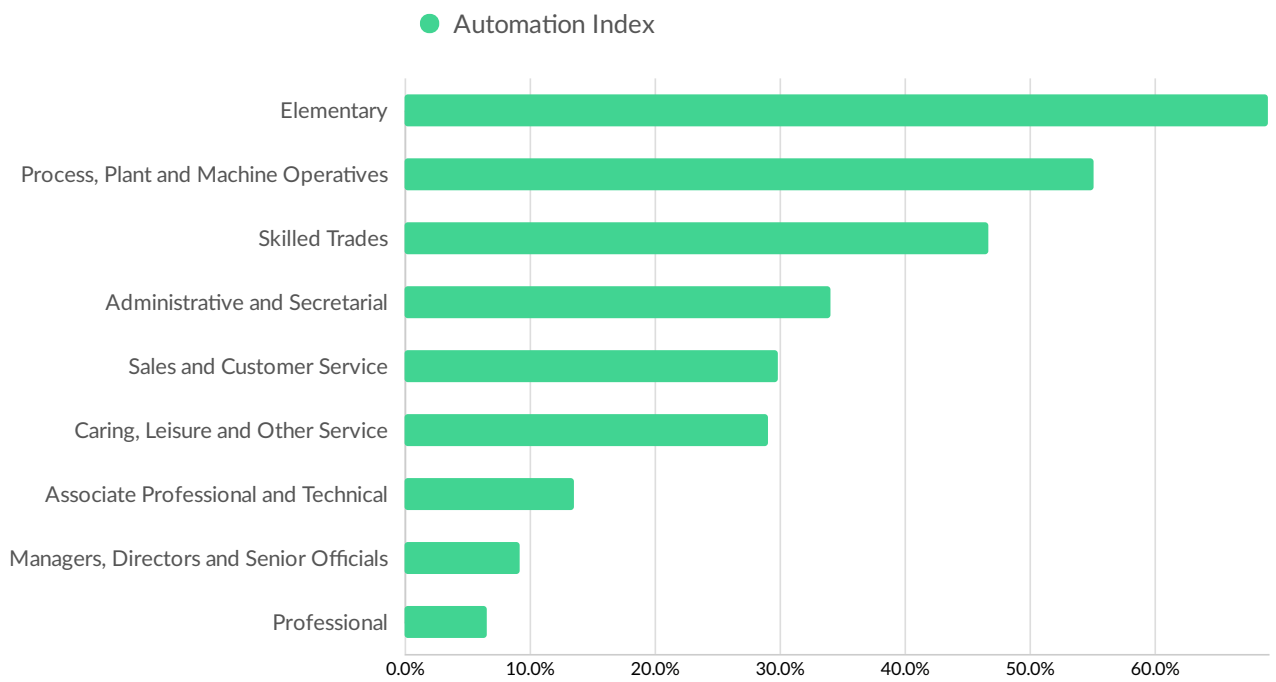
Top Occupation Wages



Top Posted Occupations



Automation Index



In-Demand Skills

